

2023 HSAB Survey Summary Report



Filter(s) applied: *All Respondents*

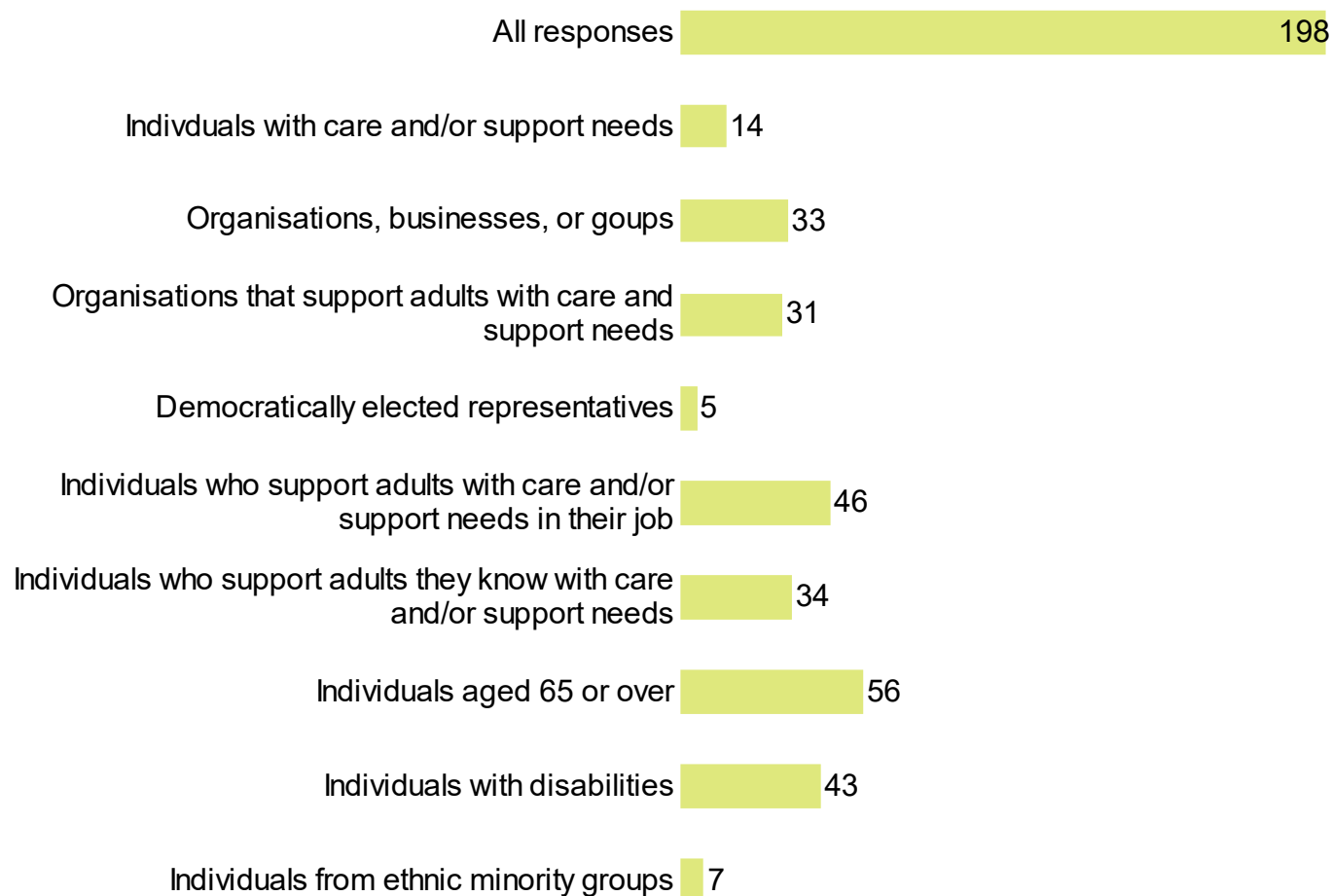
Background

This report summarises the responses to Hampshire Safeguarding Adults Board (HSAB) survey, undertaken in February and March 2023.

Please note: For samples of below 3 data is suppressed. This is to protect respondents' confidentiality, and to mitigate the risks of interpreting the responses of very small groups. Where data is suppressed in tables this is represented with an asterisk (*), and on charts data is not shown for small sample sizes.

In order to understand the responses of different types of respondents, a number of groups have been identified for the more detailed analyses in this report. The sizes of these response groups are shown below:

Respondent groups

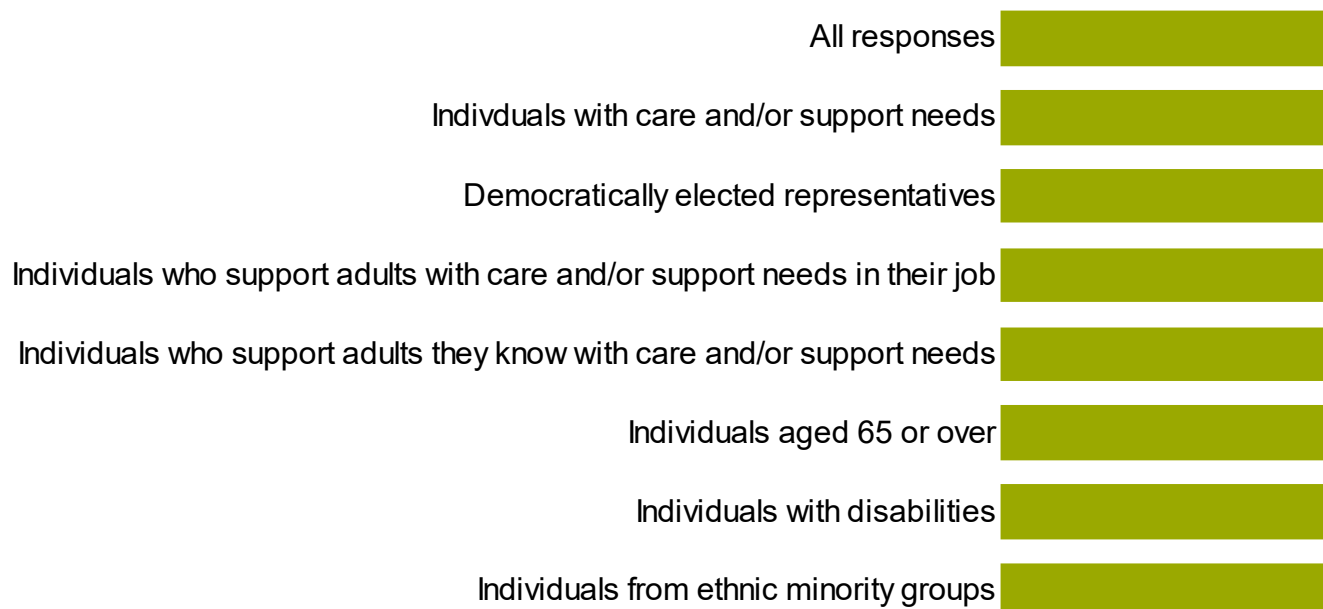


2023 HSAB Survey Summary Report



Have you heard of the term 'Safeguarding'? (Asked to those responding as individuals or as democratically elected representatives)

■ Yes ■ No

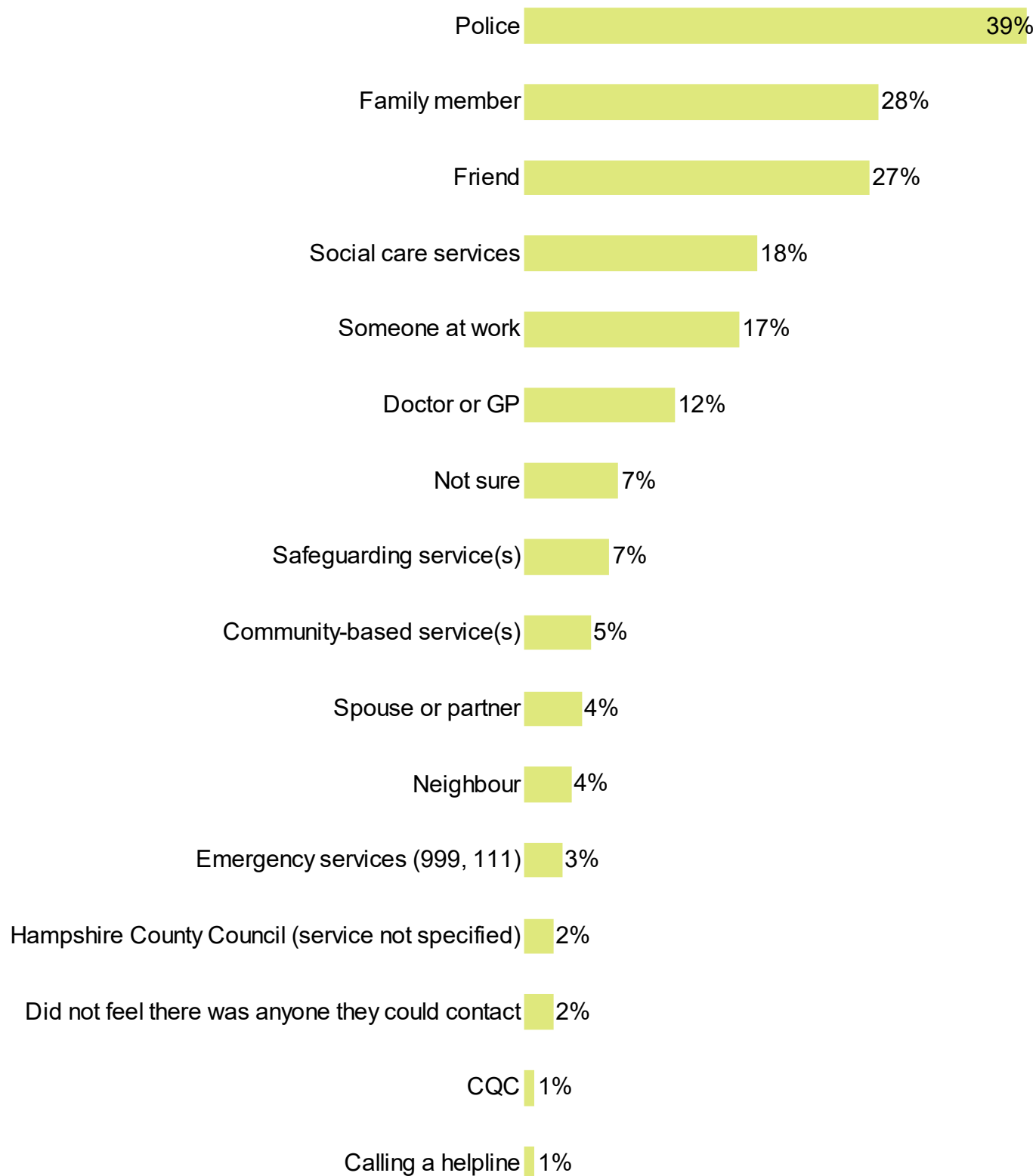


	Base	Yes	No
All responses	158	99%	1%
Individuals with care and/or support needs	13	100%	-
Democratically elected representatives	5	100%	-
Individuals who support adults with care and/or support needs in their job	45	98%	2%
Individuals who support adults they know with care and/or support needs	33	100%	-
Individuals aged 65 or over	52	100%	-
Individuals with disabilities	40	98%	3%
Individuals from ethnic minority groups	7	100%	-

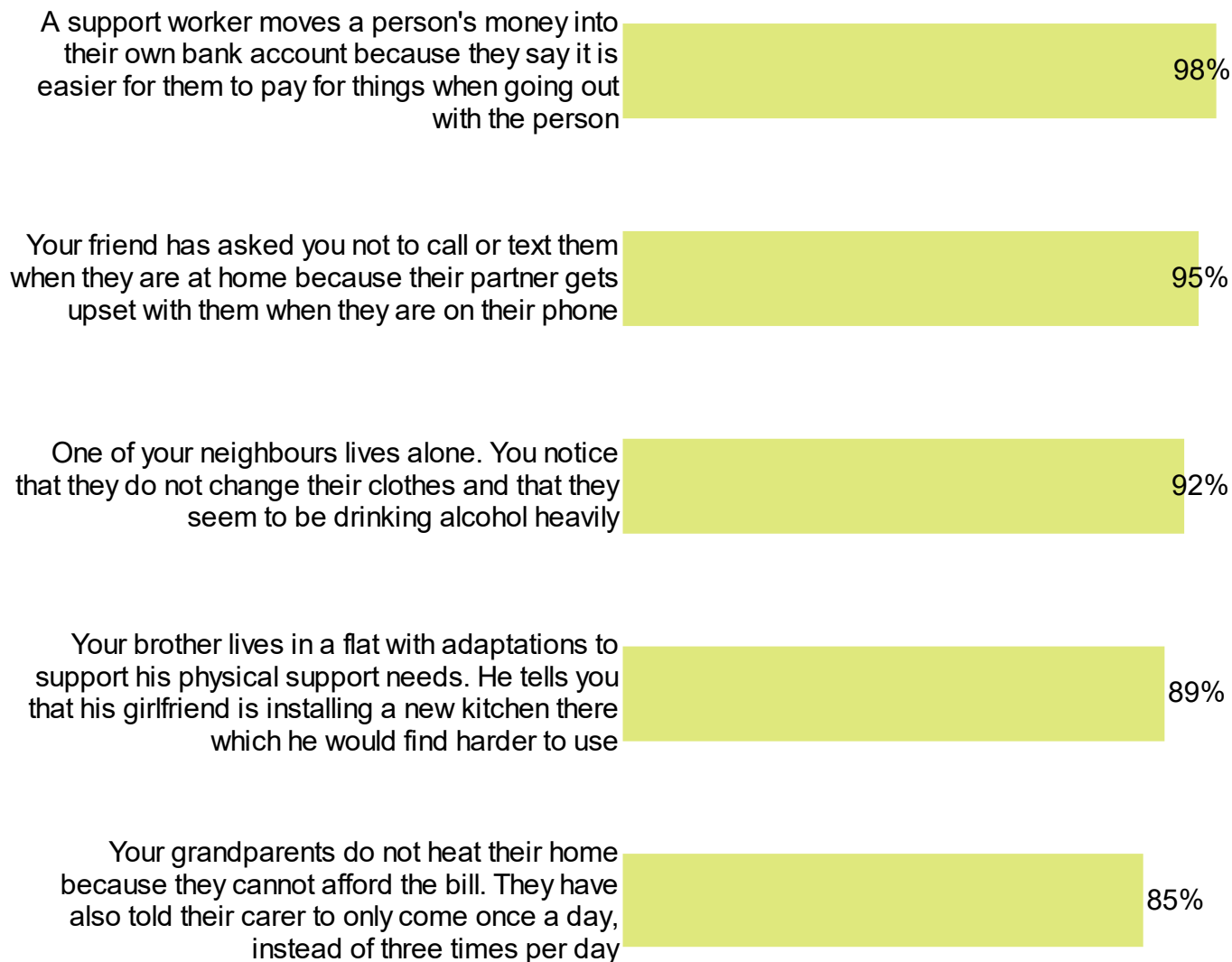
2023 HSAB Survey Summary Report



If you felt unsafe and needed help, who would you talk to? (Comments coded using an automated text recognition process, base: 137)



Which of these examples do you identify as possible abuse or neglect? (Asked to those responding as individuals or as democratically elected representatives, base: 164)

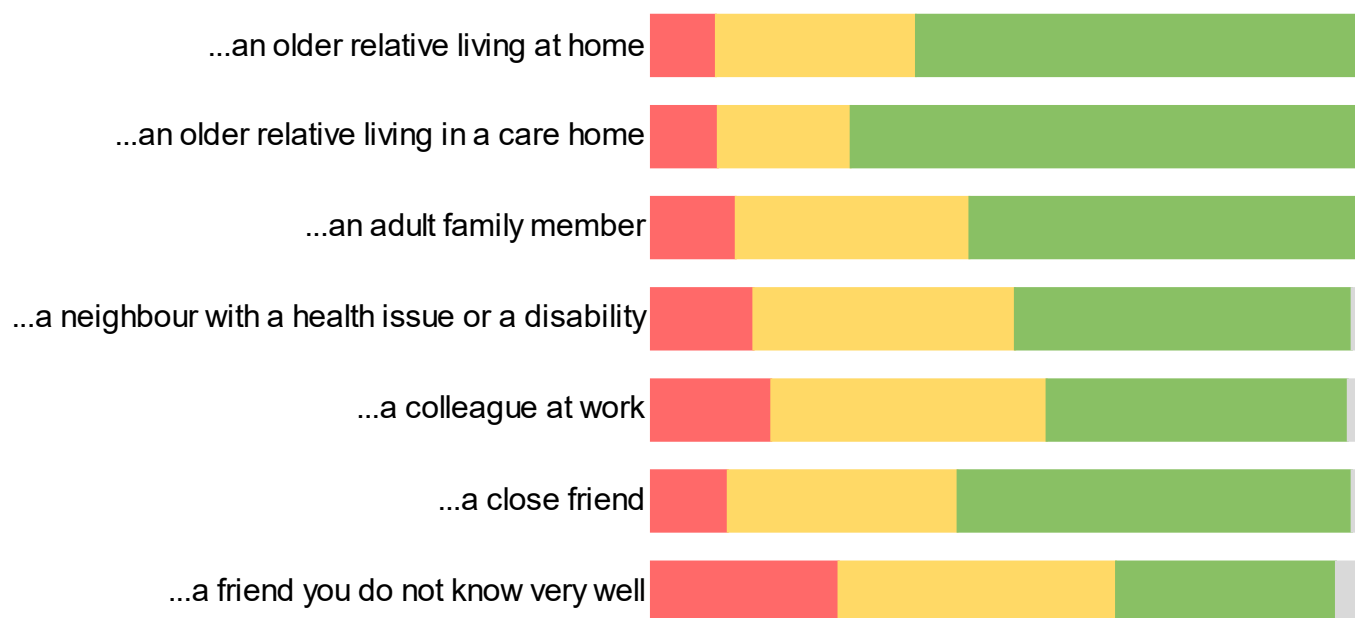


None of these 0%

Don't know 0%

How confident would you be to raise a concern of abuse or neglect involving... (asked to those responding as individuals or as Democratically Elected Representatives)

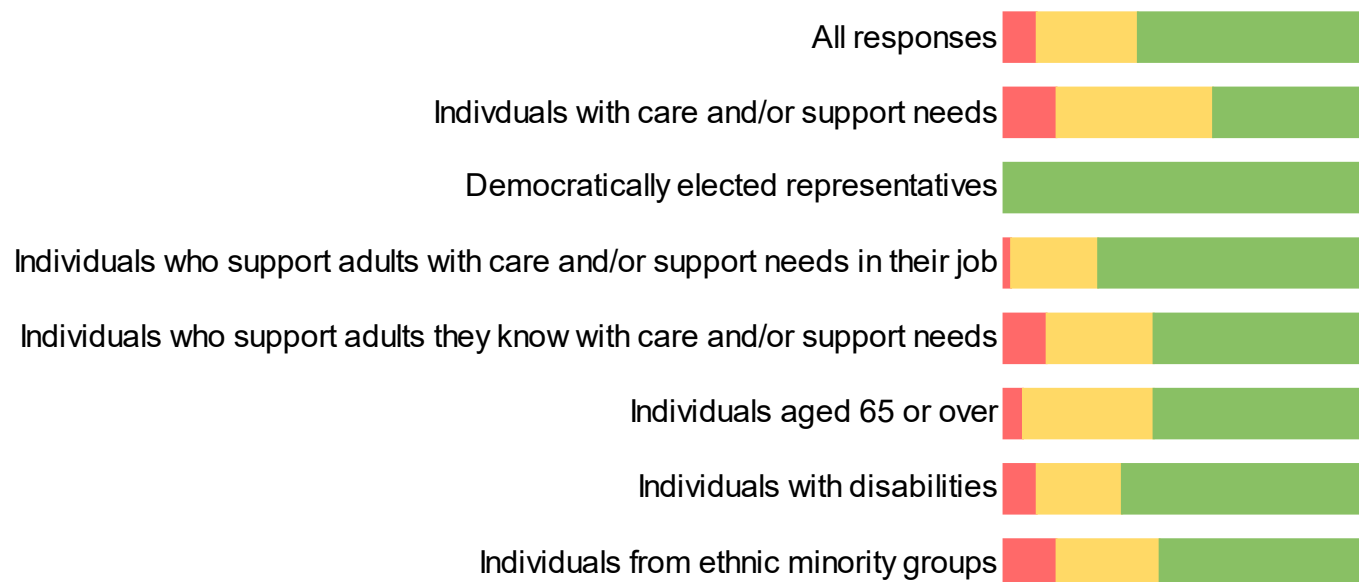
■ Not at all confident
 ■ Somewhat confident
 ■ Very confident
 ■ Don't know



	Total	Not at all confident	Somewhat confident	Very confident	Don't know
...an older relative living at home	165	9%	28%	62%	1%
...an older relative living in a care home	161	9%	19%	72%	-
...an adult family member	160	12%	33%	54%	1%
...a neighbour with a health issue or a disability	161	14%	37%	47%	2%
...a colleague at work	156	17%	38%	42%	3%
...a close friend	159	11%	32%	55%	2%
...a friend you do not know very well	160	26%	39%	31%	4%

How confident would you be to raise a concern of abuse or neglect involving an older relative living at home? (Asked to those responding as individuals or as Democratically Elected Representatives)

■ Not at all confident
 ■ Somewhat confident
 ■ Very confident
 ■ Don't know



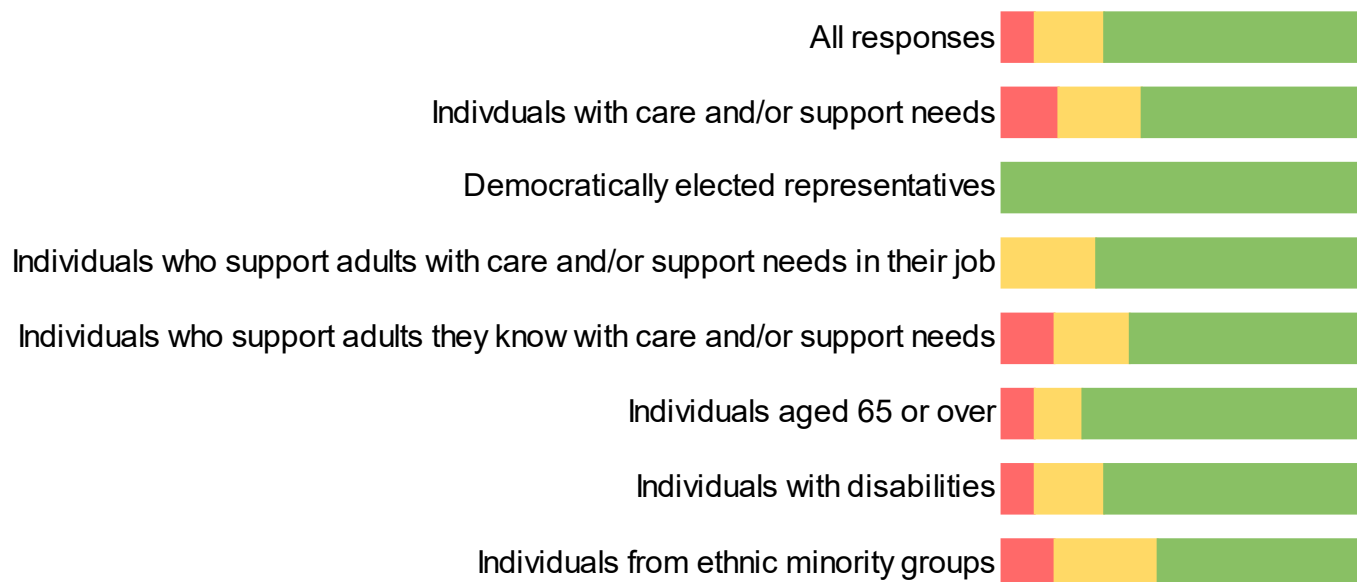
	Base	Not at all confident	Somewhat confident	Very confident	Don't know
All responses	165	9%	28%	62%	1%
Individuals with care and/or support needs	14	14%	43%	43%	-
Democratically elected representatives	5	-	-	100%	-
Individuals who support adults with care and/or support needs in their job	46	2%	24%	74%	-
Individuals who support adults they know with care and/or support needs	34	12%	29%	59%	-
Individuals aged 65 or over	56	5%	36%	59%	-
Individuals with disabilities	43	9%	23%	67%	-
Individuals from ethnic minority groups	7	14%	29%	57%	-

2023 HSAB Survey Summary Report



How confident would you be to raise a concern of abuse or neglect involving an older relative living in a care home? (Asked to those responding as individuals or as Democratically Elected Representatives)

■ Not at all confident
 ■ Somewhat confident
 ■ Very confident
 ■ Don't know

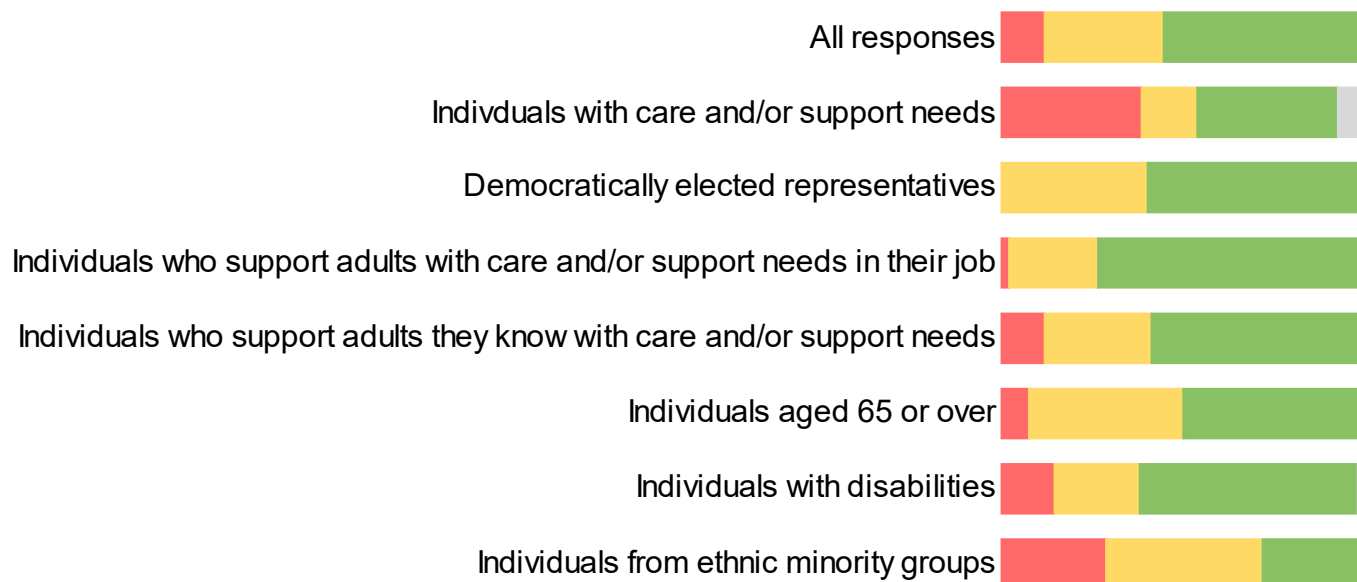


	Base	Not at all confident	Somewhat confident	Very confident	Don't know
All responses	161	9%	19%	72%	-
Individuals with care and/or support needs	13	15%	23%	62%	-
Democratically elected representatives	4	-	-	100%	-
Individuals who support adults with care and/or support needs in their job	46	-	26%	74%	-
Individuals who support adults they know with care and/or support needs	34	15%	21%	65%	-
Individuals aged 65 or over	54	9%	13%	78%	-
Individuals with disabilities	43	9%	19%	72%	-
Individuals from ethnic minority groups	7	14%	29%	57%	-

2023 HSAB Survey Summary Report

How confident would you be to raise a concern of abuse or neglect involving an adult family member? (Asked to those responding as individuals or as Democratically Elected Representatives)

■ Not at all confident
 ■ Somewhat confident
 ■ Very confident
 ■ Don't know



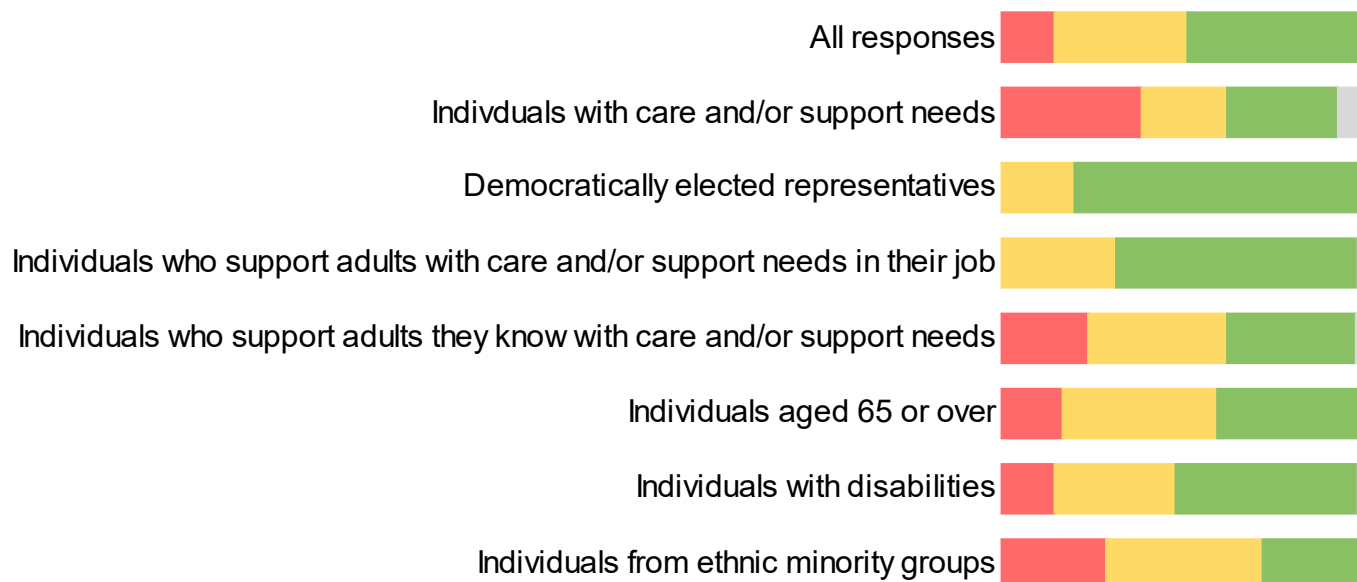
	Base	Not at all confident	Somewhat confident	Very confident	Don't know
All responses	160	12%	33%	54%	1%
Individuals with care and/or support needs	13	38%	15%	38%	8%
Democratically elected representatives	5	-	40%	60%	-
Individuals who support adults with care and/or support needs in their job	45	2%	24%	73%	-
Individuals who support adults they know with care and/or support needs	34	12%	29%	59%	-
Individuals aged 65 or over	52	8%	42%	50%	-
Individuals with disabilities	42	14%	24%	60%	2%
Individuals from ethnic minority groups	7	29%	43%	29%	-

2023 HSAB Survey Summary Report



How confident would you be to raise a concern of abuse or neglect involving a neighbour with a health issue or a disability? (Asked to those responding as individuals or as Democratically Elected Representatives)

■ Not at all confident
 ■ Somewhat confident
 ■ Very confident
 ■ Don't know



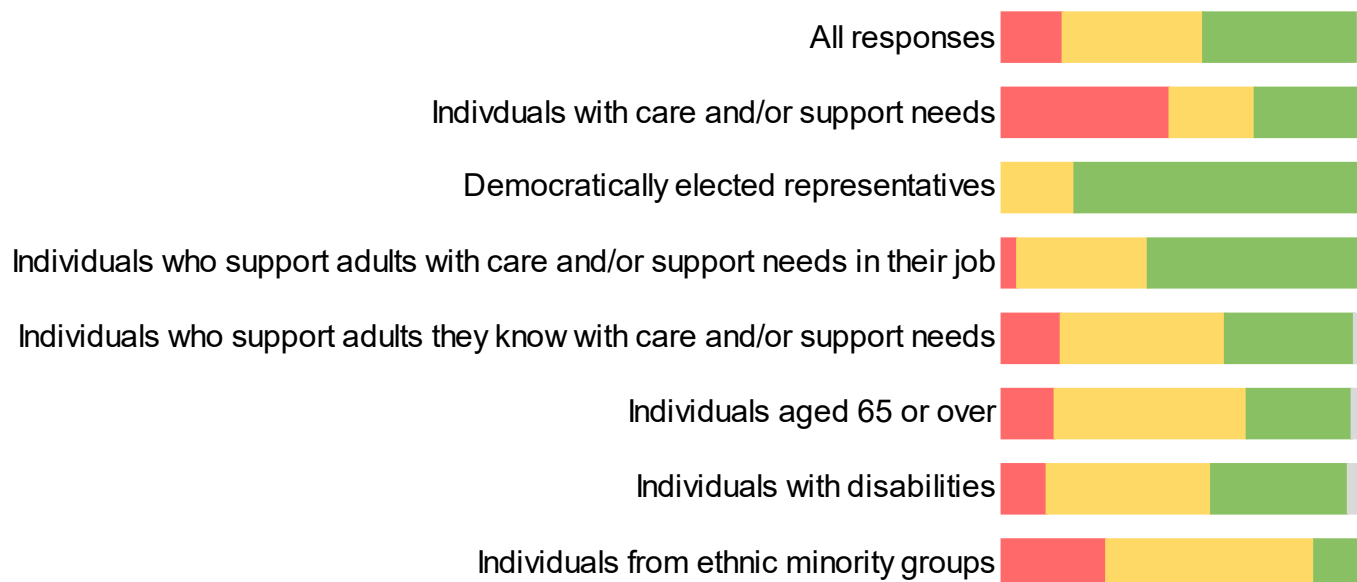
	Base	Not at all confident	Somewhat confident	Very confident	Don't know
All responses	161	14%	37%	47%	2%
Individuals with care and/or support needs	13	38%	23%	31%	8%
Democratically elected representatives	5	-	20%	80%	-
Individuals who support adults with care and/or support needs in their job	45	-	31%	67%	2%
Individuals who support adults they know with care and/or support needs	34	24%	38%	35%	3%
Individuals aged 65 or over	54	17%	43%	41%	-
Individuals with disabilities	42	14%	33%	50%	2%
Individuals from ethnic minority groups	7	29%	43%	29%	-

2023 HSAB Survey Summary Report



How confident would you be to raise a concern of abuse or neglect involving a colleague at work? (Asked to those responding as individuals or as Democratically Elected Representatives)

■ Not at all confident
 ■ Somewhat confident
 ■ Very confident
 ■ Don't know

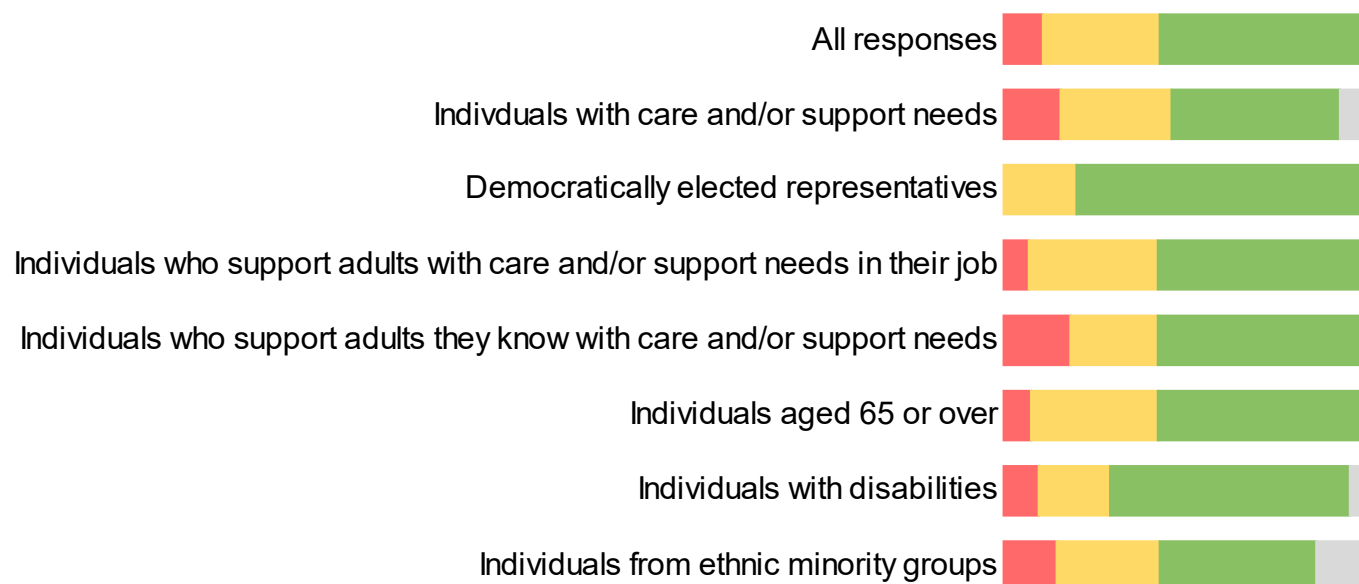


	Base	Not at all confident	Somewhat confident	Very confident	Don't know
All responses	156	17%	38%	42%	3%
Individuals with care and/or support needs	13	46%	23%	31%	-
Democratically elected representatives	5	-	20%	80%	-
Individuals who support adults with care and/or support needs in their job	45	4%	36%	60%	-
Individuals who support adults they know with care and/or support needs	31	16%	45%	35%	3%
Individuals aged 65 or over	49	14%	53%	29%	4%
Individuals with disabilities	40	13%	45%	38%	5%
Individuals from ethnic minority groups	7	29%	57%	14%	-

2023 HSAB Survey Summary Report

How confident would you be to raise a concern of abuse or neglect involving a close friend? (Asked to those responding as individuals or as Democratically Elected Representatives)

■ Not at all confident
 ■ Somewhat confident
 ■ Very confident
 ■ Don't know



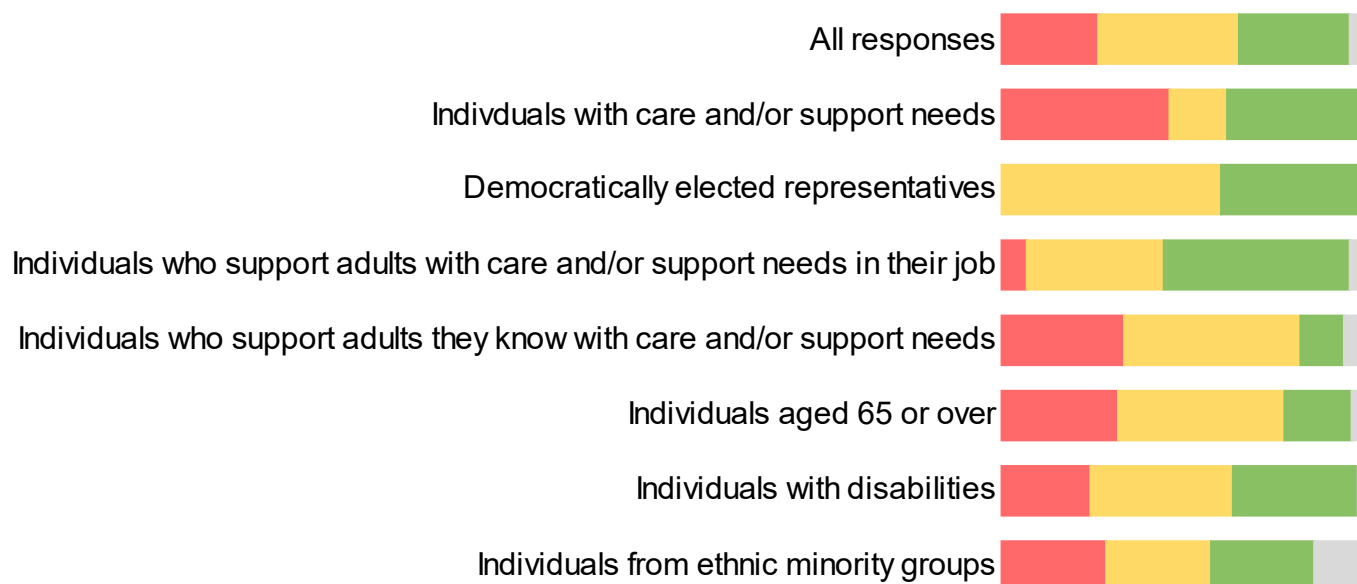
	Base	Not at all confident	Somewhat confident	Very confident	Don't know
All responses	159	11%	32%	55%	2%
Individuals with care and/or support needs	13	15%	31%	46%	8%
Democratically elected representatives	5	-	20%	80%	-
Individuals who support adults with care and/or support needs in their job	45	7%	36%	58%	-
Individuals who support adults they know with care and/or support needs	33	18%	24%	58%	-
Individuals aged 65 or over	52	8%	35%	56%	2%
Individuals with disabilities	41	10%	20%	66%	5%
Individuals from ethnic minority groups	7	14%	29%	43%	14%

2023 HSAB Survey Summary Report



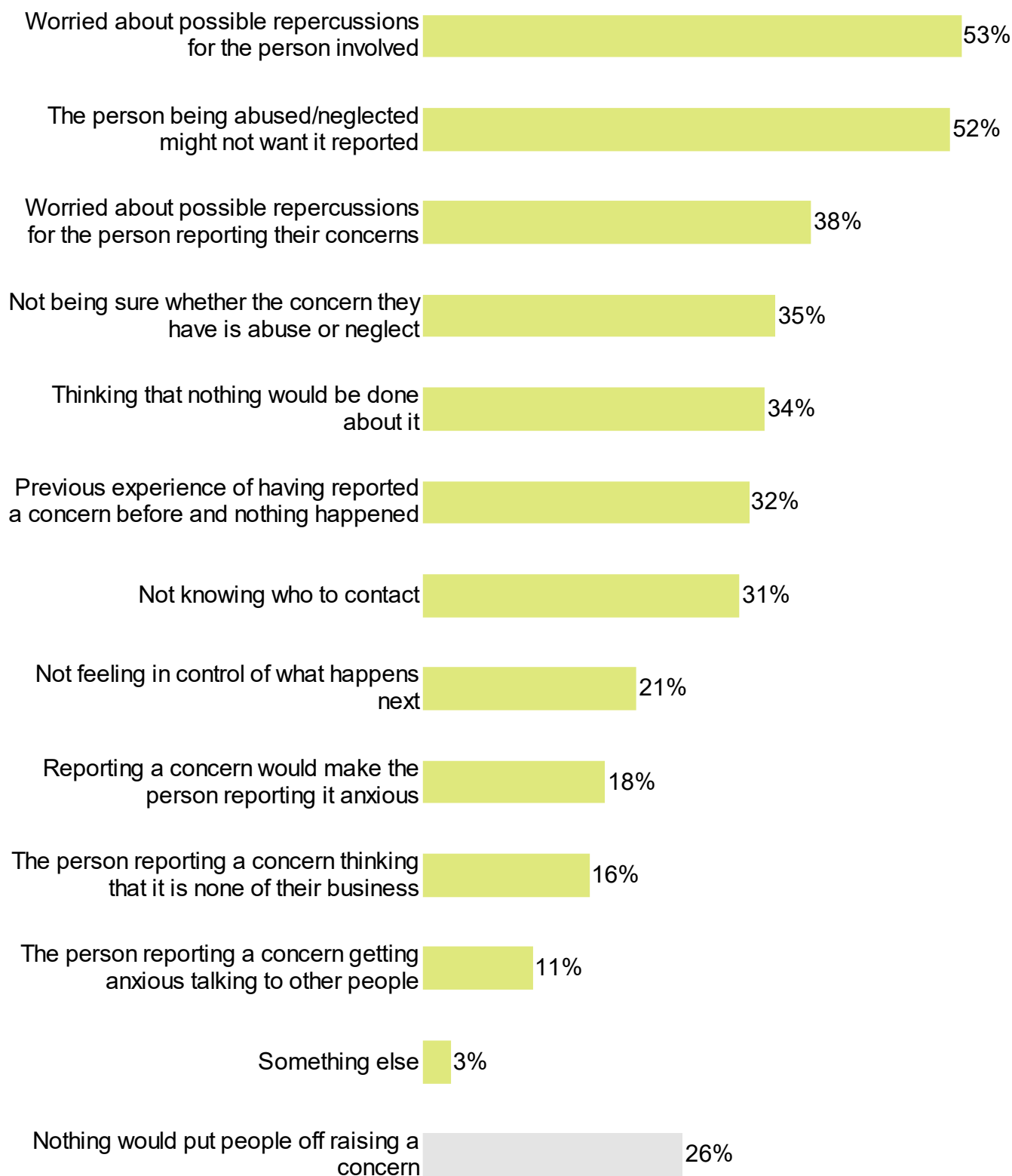
How confident would you be to raise a concern of abuse or neglect involving a friend you do not know very well? (Asked to those responding as individuals or as Democratically Elected Representatives)

■ Not at all confident
 ■ Somewhat confident
 ■ Very confident
 ■ Don't know



	Base	Not at all confident	Somewhat confident	Very confident	Don't know
All responses	160	26%	39%	31%	4%
Individuals with care and/or support needs	13	46%	15%	38%	-
Democratically elected representatives	5	-	60%	40%	-
Individuals who support adults with care and/or support needs in their job	45	7%	38%	51%	4%
Individuals who support adults they know with care and/or support needs	33	33%	48%	12%	6%
Individuals aged 65 or over	53	32%	45%	19%	4%
Individuals with disabilities	41	24%	39%	34%	2%
Individuals from ethnic minority groups	7	29%	29%	29%	14%

What, if anything, do you think would put members of the public off raising safeguarding concerns? (Asked to all respondents, base: 196)



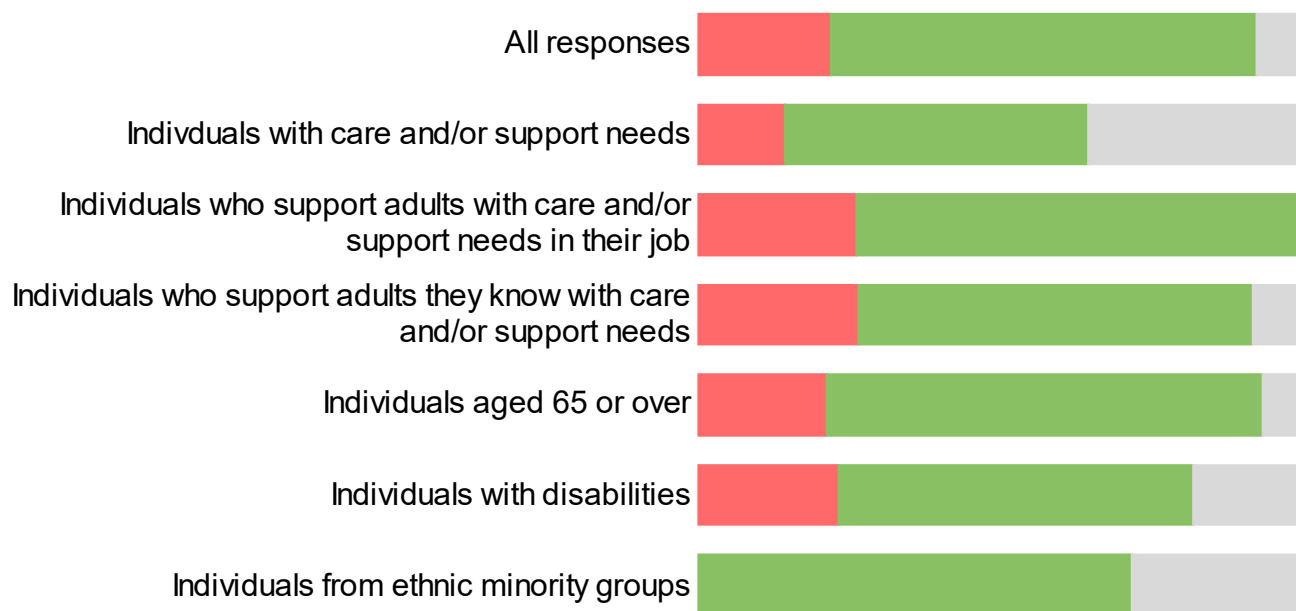
2023 HSAB Survey Summary Report



	Base	Not knowing who to contact	Not being sure whether the concern they have is abuse or neglect	Worried about possible repercussions for the person reporting their concerns	Worried about possible repercussions for the person involved	Thinking that nothing would be done about it	The person being abused/neglected might not want it reported	Not feeling in control of what happens next	Reporting a concern would make the person reporting it anxious	The person reporting a concern getting anxious talking to other people	The person reporting a concern thinking that it is none of their business	Previous experience of having reported a concern before and nothing happened	Something else	Nothing would put people off raising a concern
All responses	196	31%	35%	38%	53%	34%	52%	21%	18%	11%	16%	32%	3%	26%
Individuals with care and/or support needs	13	15%	31%	31%	54%	31%	54%	23%	8%	15%	15%	23%	8%	31%
Organisations, businesses, or groups	33	82%	67%	91%	82%	70%	82%	48%	52%	45%	70%	76%	3%	3%
Organisations that support adults with care and support needs	31	81%	65%	90%	81%	68%	81%	48%	48%	42%	68%	74%	3%	3%
Democratically elected representatives	5	100%	100%	40%	60%	80%	100%	40%	40%	40%	60%	80%	20%	-
Individuals who support adults with care and/or support needs in their job	45	4%	20%	27%	36%	18%	20%	13%	7%	-	-	27%	-	42%
Individuals who support adults they know with care and/or support needs	32	22%	16%	34%	38%	31%	59%	28%	9%	-	3%	28%	-	25%
Individuals aged 65 or over	56	21%	32%	25%	55%	23%	55%	14%	13%	2%	4%	18%	-	25%
Individuals with disabilities	42	17%	26%	29%	43%	24%	45%	17%	7%	5%	2%	31%	2%	33%
Individuals from ethnic minority groups	7	29%	14%	43%	43%	14%	43%	-	14%	-	-	14%	14%	29%

Do you feel less safe as a result of the cost of living situation? (Asked to those responding as individuals)

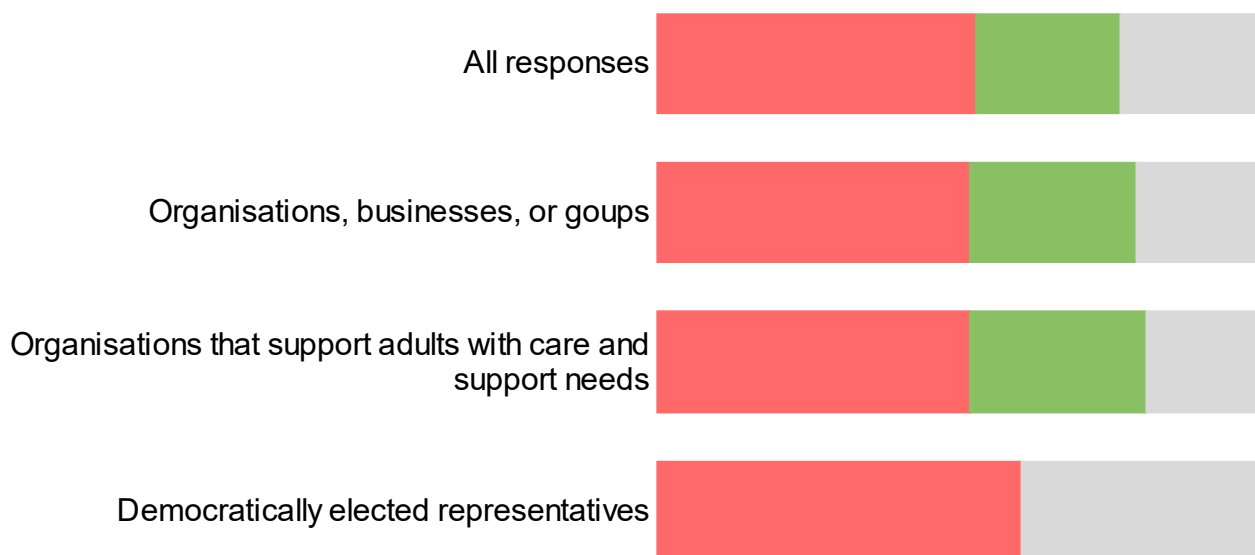
■ Yes
 ■ No
 ■ Don't know



	Base	Yes	No	Don't know
All responses	160	22%	70%	8%
Individuals with care and/or support needs	14	14%	50%	36%
Individuals who support adults with care and/or support needs in their job	46	26%	74%	-
Individuals who support adults they know with care and/or support needs	34	26%	65%	9%
Individuals aged 65 or over	56	21%	71%	7%
Individuals with disabilities	43	23%	58%	19%
Individuals from ethnic minority groups	7	-	71%	29%

Thinking about people with care and support needs, do you think they generally feel less safe as a result of the cost of living situation? (Asked to those providing the responses of organisations, districts, groups, and democratically Elected Representatives)

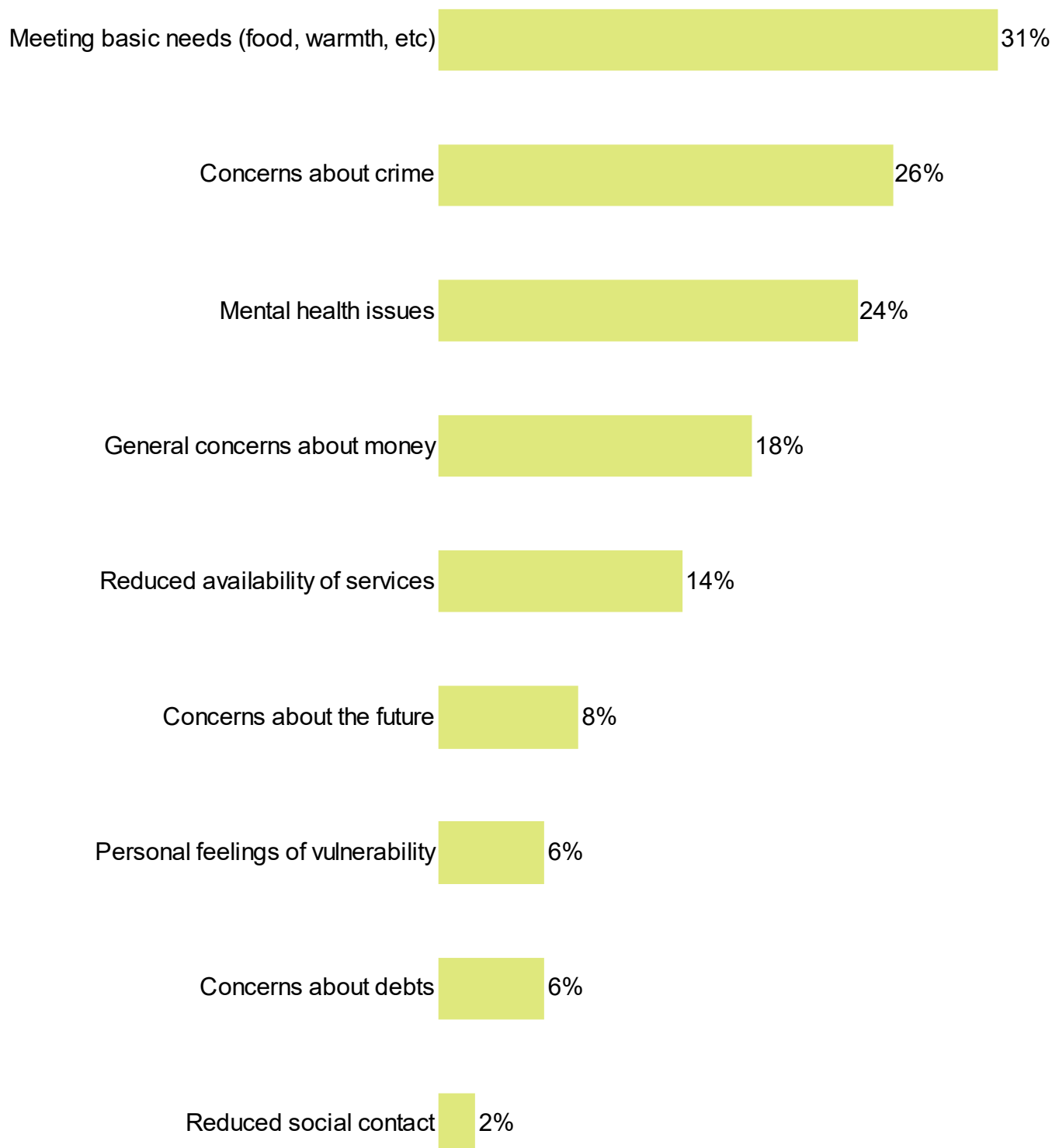
■ Yes
 ■ No
 ■ Don't know



	Base	Yes	No	Don't know
All responses	38	53%	24%	24%
Organisations, businesses, or groups	33	52%	27%	21%
Organisations that support adults with care and support needs	31	52%	29%	19%
Democratically elected representatives	5	60%	-	40%

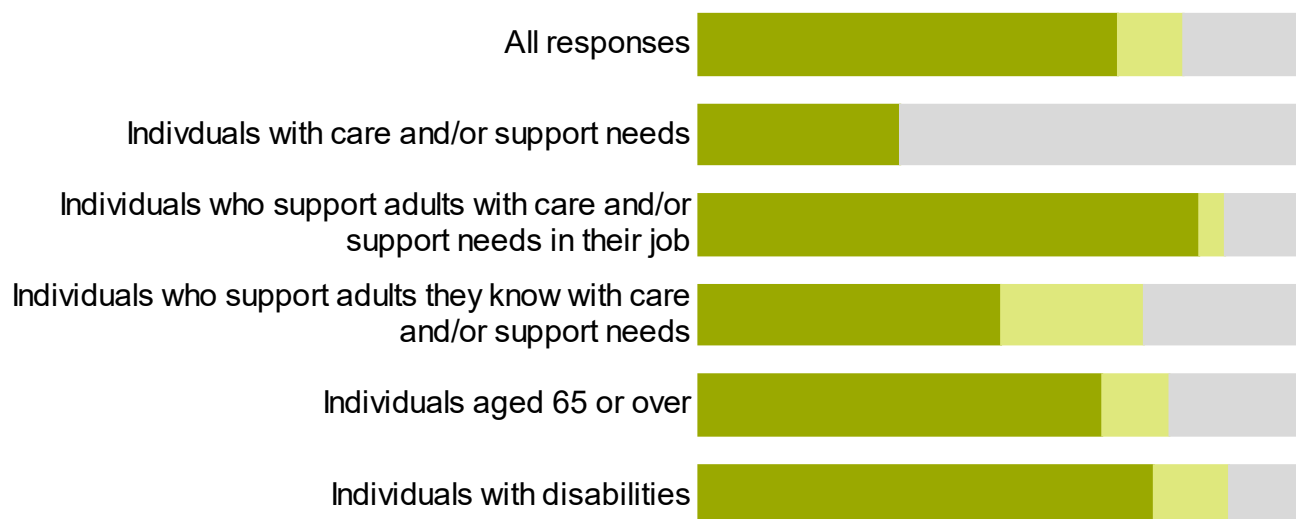
2023 HSAB Survey Summary Report

Please explain why (Asked to those expressing reduced feelings of safety as a result of the cost of living crisis, comments coded using an automated text recognition process, base: 51)



Would you seek help if you were harmed by the adult(s) you support? (Asked to those responding as individuals)

Yes
 No
 Maybe



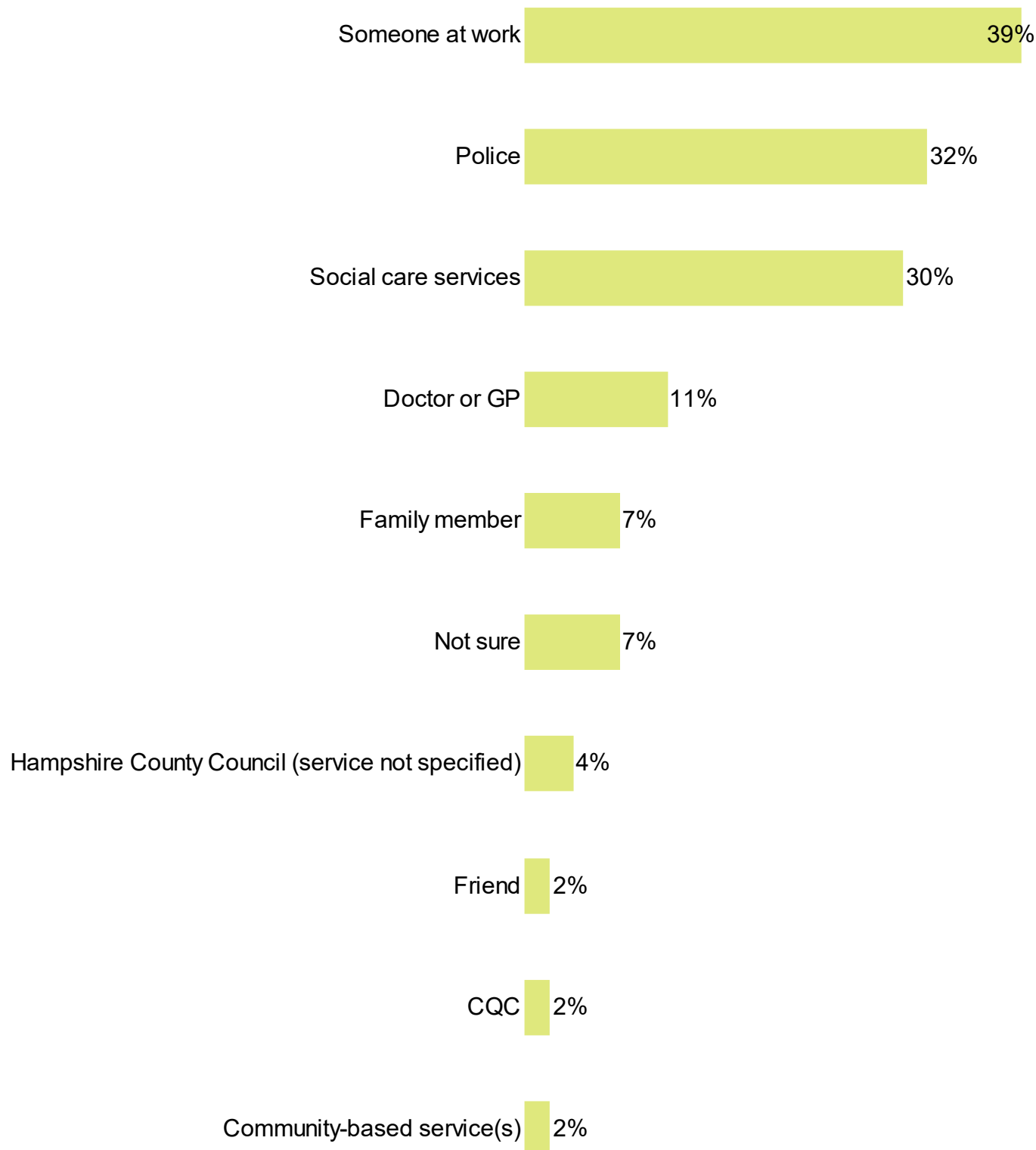
Individuals from ethnic minority groups

	Base	Yes	No	Maybe
All responses	75	69%	11%	20%
Individuals with care and/or support needs	3	33%	-	67%
Individuals who support adults with care and/or support needs in their job	46	83%	4%	13%
Individuals who support adults they know with care and/or support needs	34	50%	24%	26%
Individuals aged 65 or over	18	67%	11%	22%
Individuals with disabilities	16	75%	13%	13%
Individuals from ethnic minority groups	1	*	*	*

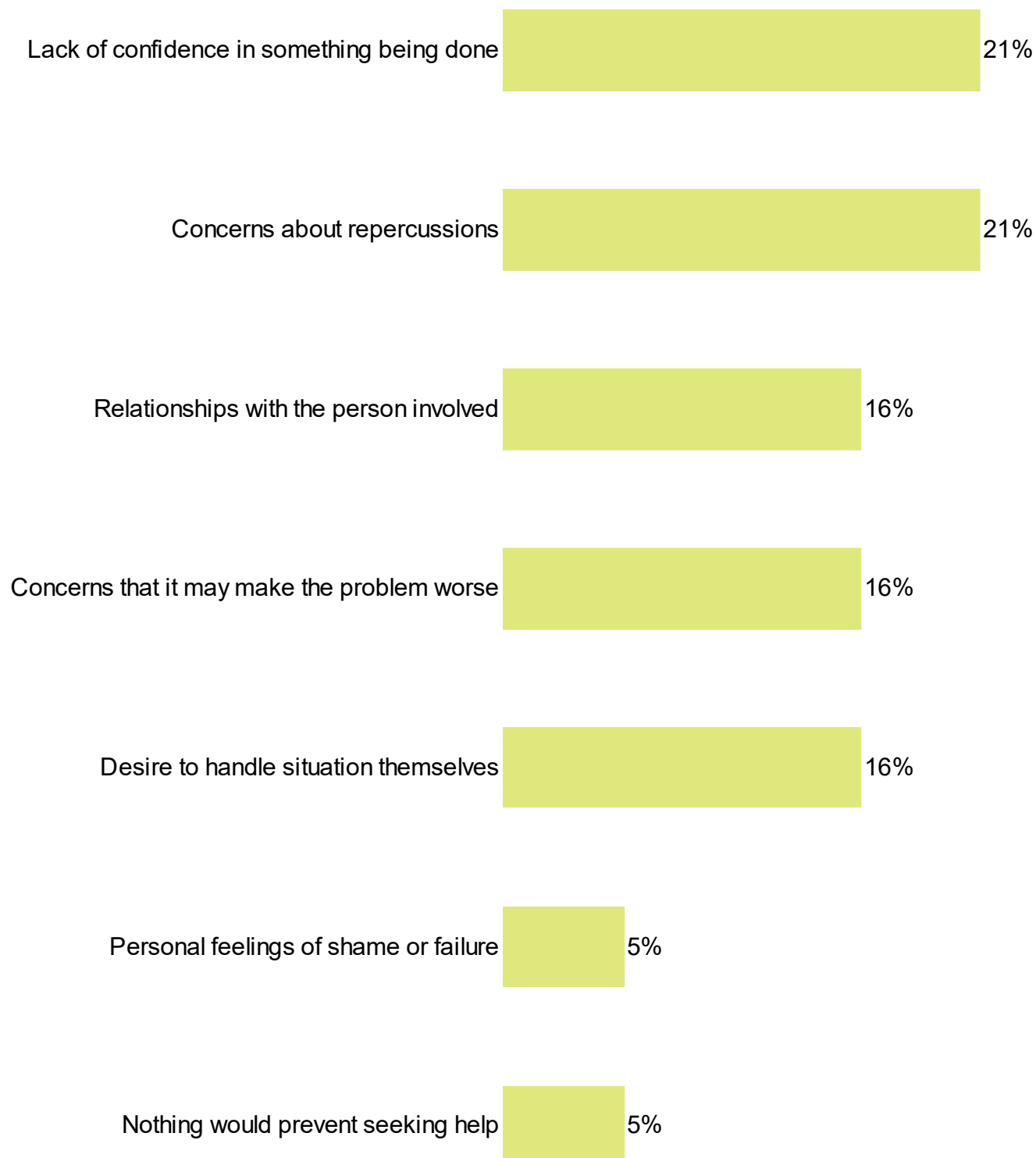
2023 HSAB Survey Summary Report



Who would you contact for help? (Comments coded using an automated text recognition process, base: 54)



What might prevent you from seeking help? (Comments coded using an automated text recognition process, base: 19)

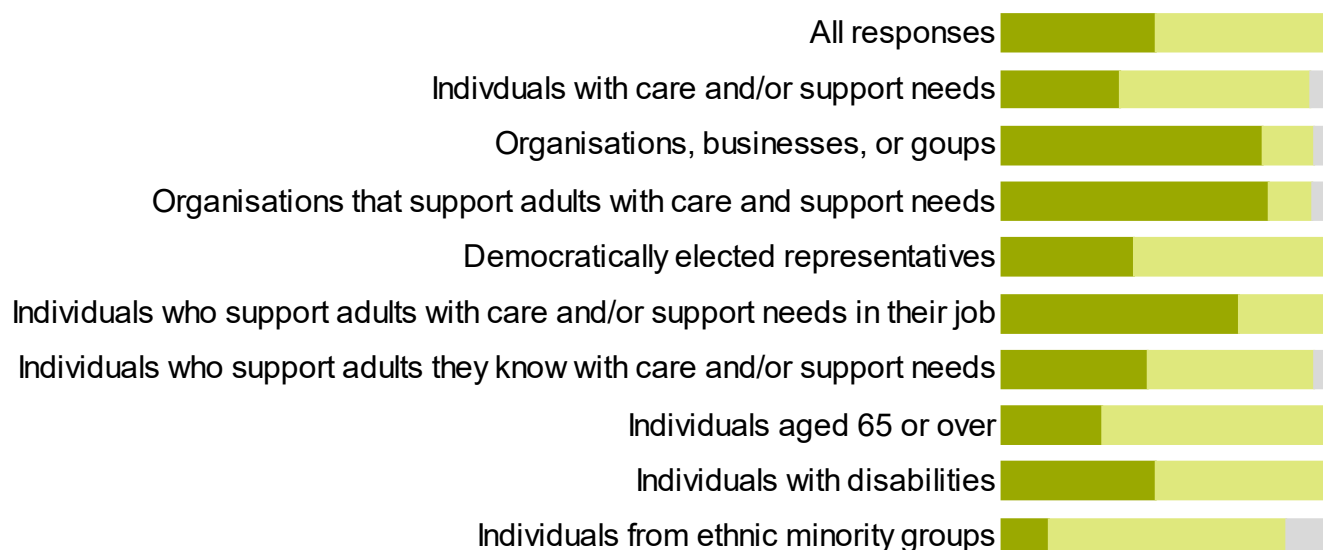


2023 HSAB Survey Summary Report



Have you, or someone you support, been involved in a safeguarding enquiry? (For organisations, businesses, and groups: Has your organisation been involved in safeguarding enquiries?) (For organisations, groups and businesses: Has your organisation been involved in safeguarding enquiries?)

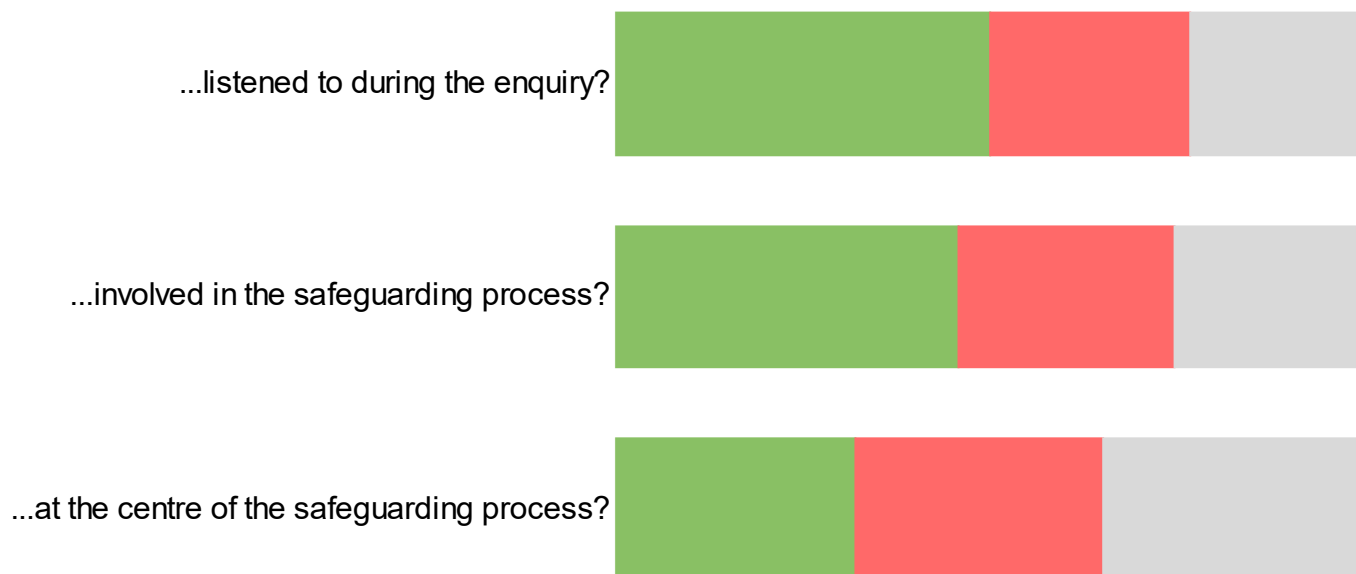
Yes
 No
 Not sure



	Base	Yes	No	Not sure
All responses	198	46%	51%	3%
Individuals with care and/or support needs	14	36%	57%	7%
Organisations, businesses, or groups	33	79%	15%	6%
Organisations that support adults with care and support needs	31	81%	13%	6%
Democratically elected representatives	5	40%	60%	-
Individuals who support adults with care and/or support needs in their job	46	72%	28%	-
Individuals who support adults they know with care and/or support needs	34	44%	50%	6%
Individuals aged 65 or over	56	30%	68%	2%
Individuals with disabilities	43	47%	51%	2%
Individuals from ethnic minority groups	7	14%	71%	14%

Did the person with care or support needs feel... (For organisations, businesses, and groups: Did the people with care or support needs generally feel...)

■ Yes
 ■ No
 ■ Not sure



	Total	Yes	No	Not sure
...listened to during the enquiry?	90	50%	27%	23%
...involved in the safeguarding process?	90	46%	29%	26%
...at the centre of the safeguarding process?	91	32%	33%	35%

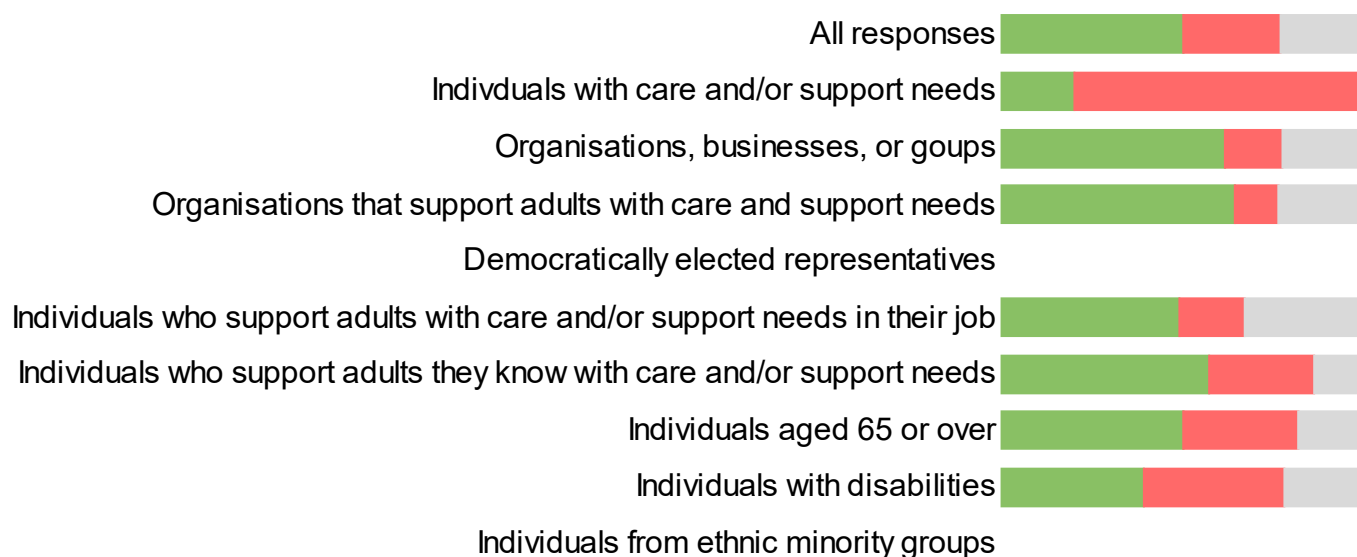
2023 HSAB Survey Summary Report



Did the person with care or support needs feel... (For organisations, businesses, and groups: Did the people with care or support needs generally feel...)

...listened to during the enquiry?

■ Yes
 ■ No
 ■ Not sure



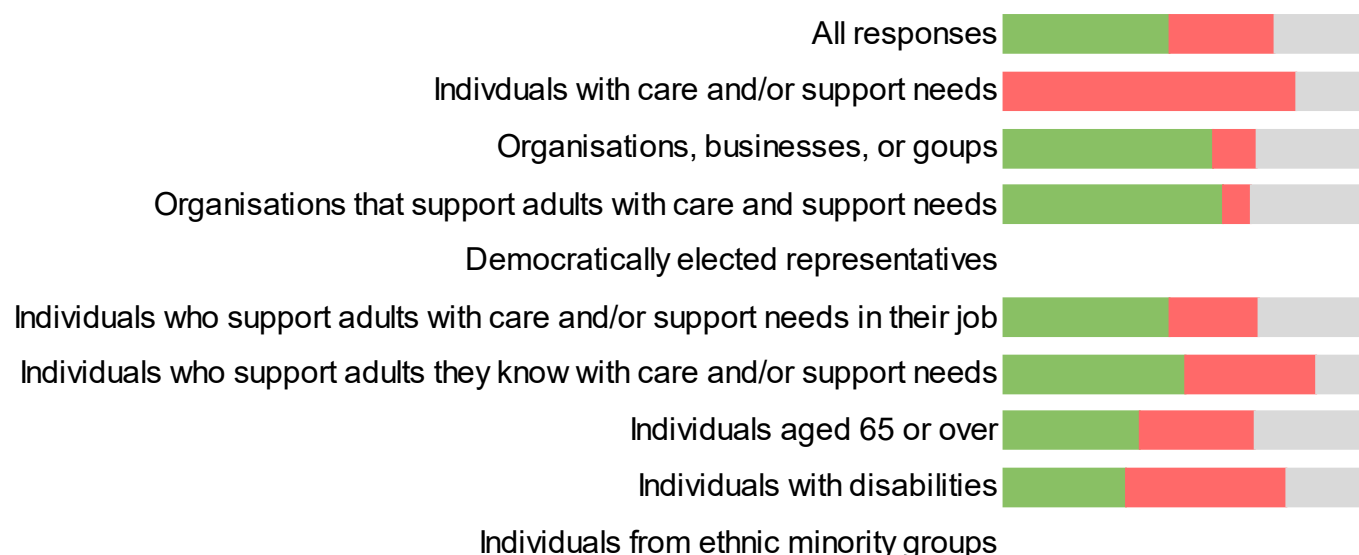
	Base	Yes	No	Not sure
All responses	90	50%	27%	23%
Individuals with care and/or support needs	5	20%	80%	-
Organisations, businesses, or groups	26	62%	15%	23%
Organisations that support adults with care and support needs	25	64%	12%	24%
Democratically elected representatives	2	*	*	*
Individuals who support adults with care and/or support needs in their job	33	48%	18%	33%
Individuals who support adults they know with care and/or support needs	14	57%	29%	14%
Individuals aged 65 or over	16	50%	31%	19%
Individuals with disabilities	18	39%	39%	22%
Individuals from ethnic minority groups	1	*	*	*

2023 HSAB Survey Summary Report

Did the person with care or support needs feel... (For organisations, businesses, and groups: Did the people with care or support needs generally feel...)

...involved in the safeguarding process?

■ Yes
 ■ No
 ■ Not sure

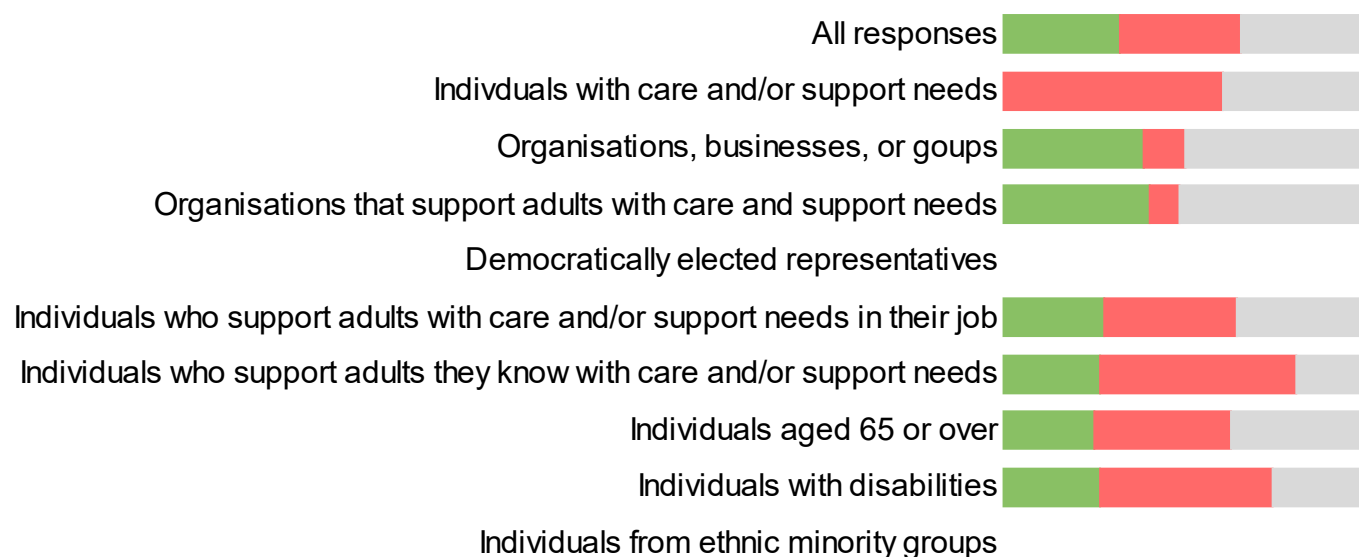


	Base	Yes	No	Not sure
All responses	90	46%	29%	26%
Individuals with care and/or support needs	5	-	80%	20%
Organisations, businesses, or groups	26	58%	12%	31%
Organisations that support adults with care and support needs	25	60%	8%	32%
Democratically elected representatives	2	*	*	*
Individuals who support adults with care and/or support needs in their job	33	45%	24%	30%
Individuals who support adults they know with care and/or support needs	14	50%	36%	14%
Individuals aged 65 or over	16	38%	31%	31%
Individuals with disabilities	18	33%	44%	22%
Individuals from ethnic minority groups	1	*	*	*

Did the person with care or support needs feel... (For organisations, businesses, and groups: Did the people with care or support needs generally feel...)

...at the centre of the safeguarding process?

■ Yes
 ■ No
 ■ Not sure

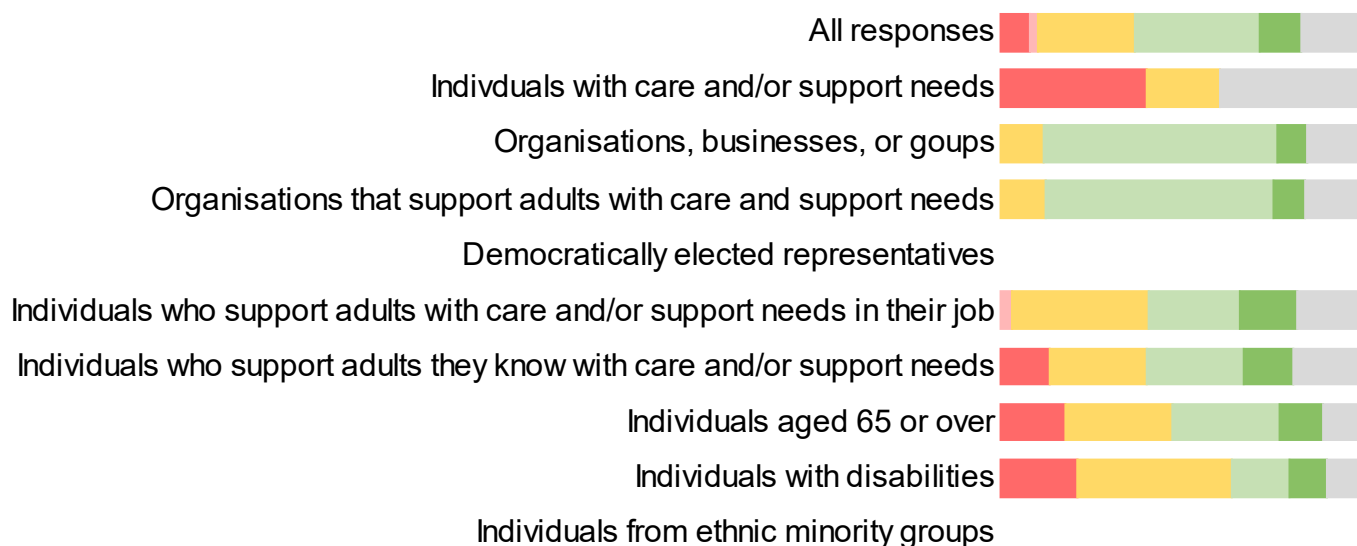
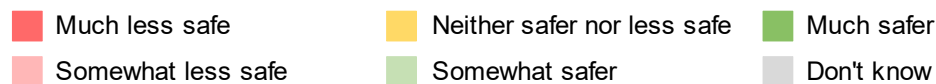


	Base	Yes	No	Not sure
All responses	91	32%	33%	35%
Individuals with care and/or support needs	5	-	60%	40%
Organisations, businesses, or groups	26	38%	12%	50%
Organisations that support adults with care and support needs	25	40%	8%	52%
Democratically elected representatives	2	*	*	*
Individuals who support adults with care and/or support needs in their job	33	27%	36%	36%
Individuals who support adults they know with care and/or support needs	15	27%	53%	20%
Individuals aged 65 or over	16	25%	38%	38%
Individuals with disabilities	19	26%	47%	26%
Individuals from ethnic minority groups	1	*	*	*

2023 HSAB Survey Summary Report



How do you believe the person with care or support needs felt as a result of the safeguarding enquiry? (For organisations, businesses, and groups: Generally, how do you believe people with care or support needs feel as a result of a safeguarding enquiry?)

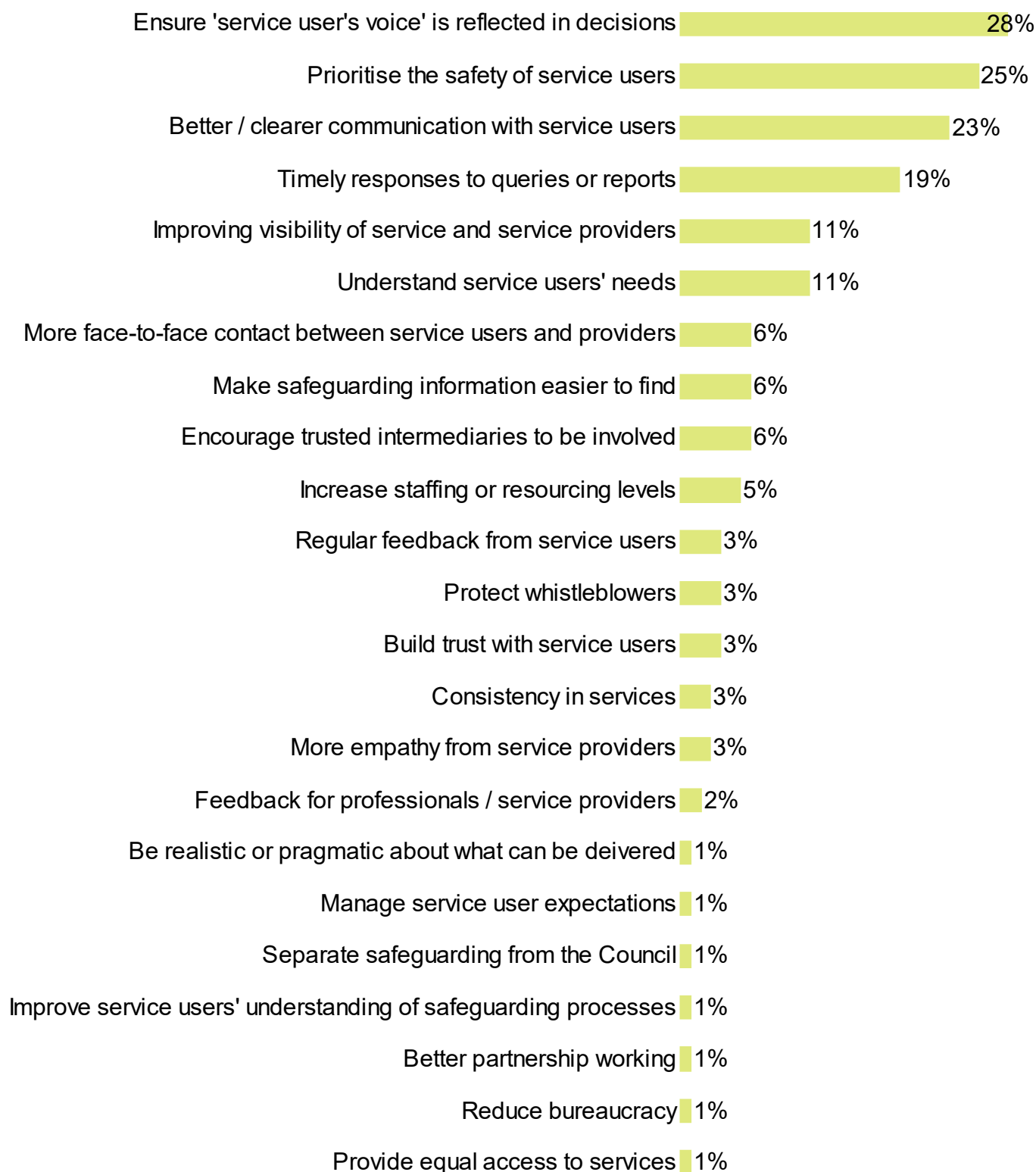


	Base	Much less safe	Somewhat less safe	Neither safer nor less safe	Somewhat safer	Much safer	Don't know
All responses	90	8%	2%	27%	34%	11%	18%
Individuals with care and/or support needs	5	40%	-	20%	-	-	40%
Organisations, businesses, or groups	25	-	-	12%	64%	8%	16%
Organisations that support adults with care and support needs	24	-	-	13%	63%	8%	17%
Democratically elected representatives	2	*	*	*	*	*	*
Individuals who support adults with care and/or support needs in their job	32	-	3%	38%	25%	16%	19%
Individuals who support adults they know with care and/or support needs	15	13%	-	27%	27%	13%	20%
Individuals aged 65 or over	17	18%	-	29%	29%	12%	12%
Individuals with disabilities	19	21%	-	42%	16%	11%	11%
Individuals from ethnic minority groups	1	*	*	*	*	*	*

2023 HSAB Survey Summary Report



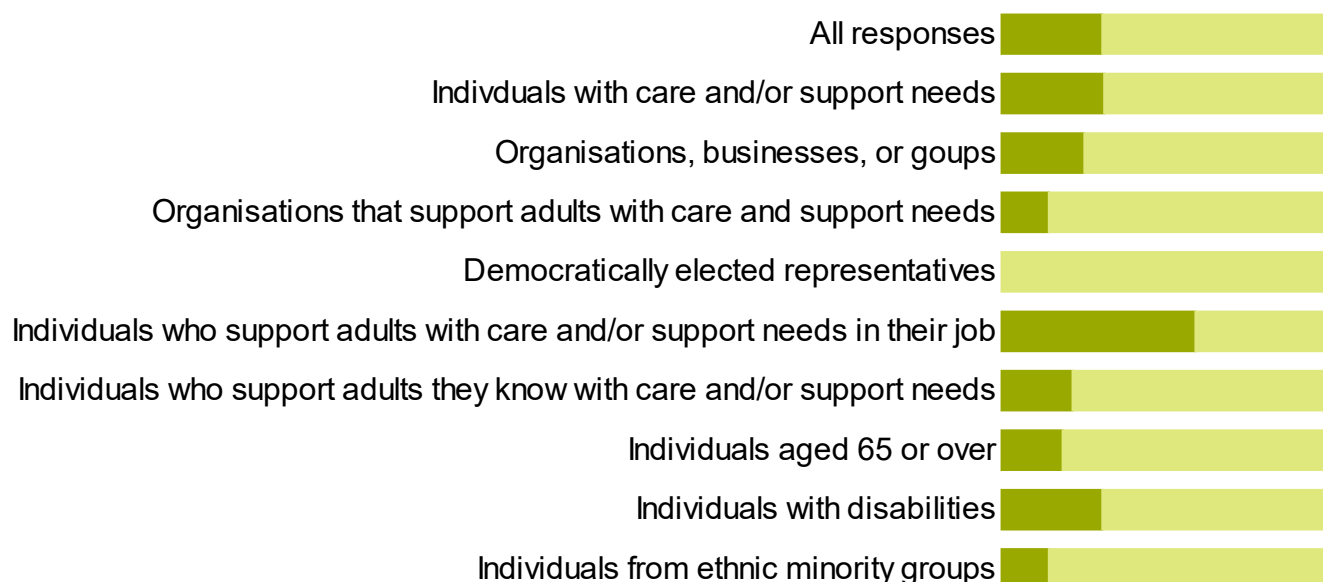
We want people to feel that safeguarding services recognise their individual needs and concerns. How do you think that we can do this better? (Comments coded using an automated text recognition process, base: 119)



2023 HSAB Survey Summary Report

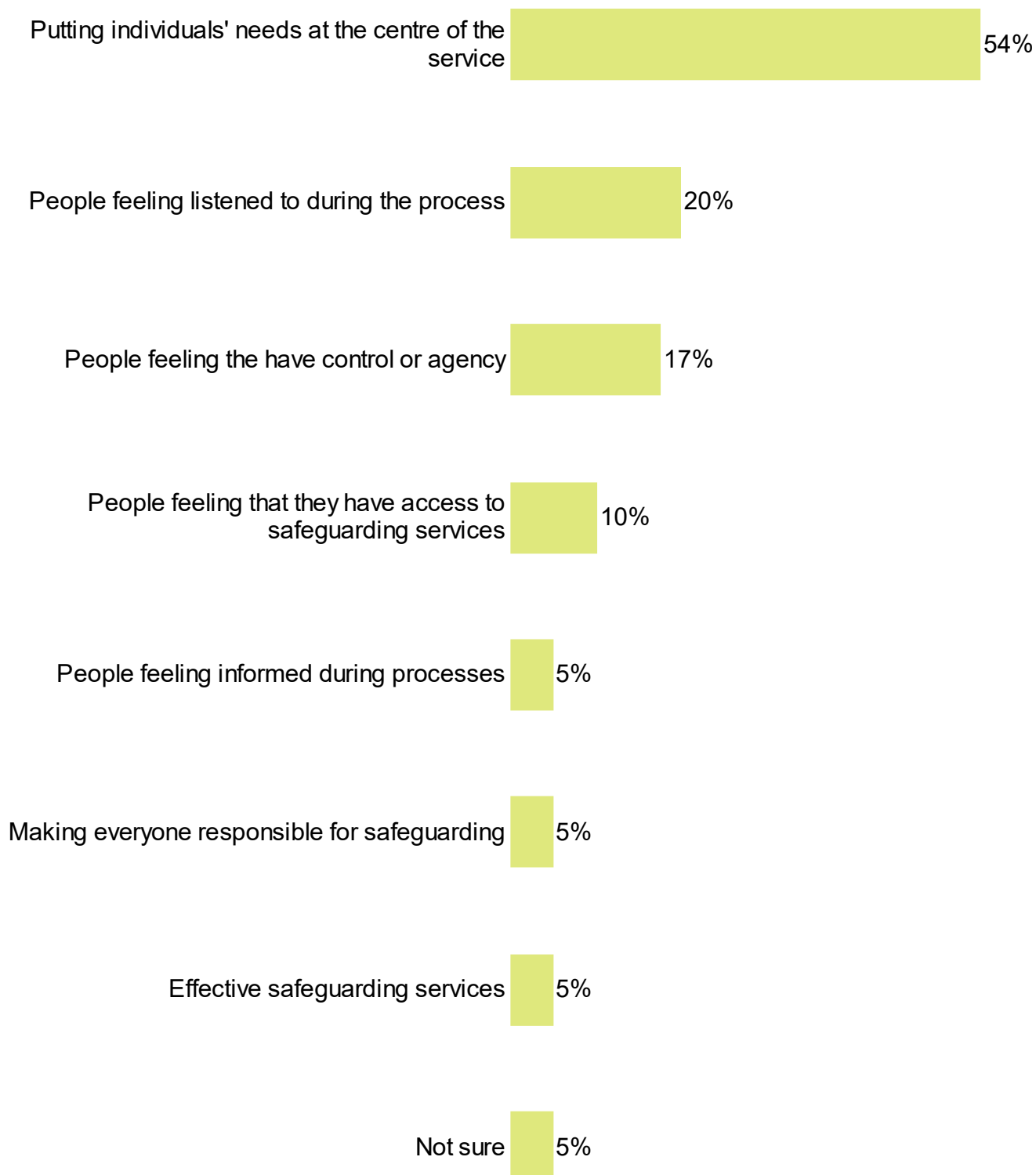
Have you heard of the term 'Making Safeguarding Personal'? (For organisations, busiessses, and groups: Do you think that people in your Organisation are aware of the term 'Making Safeguarding Personal'?)

■ Yes ■ No



	Base	Yes	No
All responses	172	30%	70%
Individuals with care and/or support needs	13	31%	69%
Organisations, businesses, or goups	8	25%	75%
Organisations that support adults with care and support needs	7	14%	86%
Democratically elected representatives	5	-	100%
Individuals who support adults with care and/or support needs in their job	46	59%	41%
Individuals who support adults they know with care and/or support needs	33	21%	79%
Individuals aged 65 or over	55	18%	82%
Individuals with disabilities	43	30%	70%
Individuals from ethnic minority groups	7	14%	86%

What does 'Making Safeguarding Personal' mean to you? (Comments coded using an automated text recognition process, base: 41)



In your role as a Democratically Elected Representative...

■ Yes
 ■ No

...do you feel that you know enough about safeguarding to be able to identify safeguarding concerns in your dealings with constituents?



...if correspondence with a constituent identified a possible safeguarding concern, would you know how to handle it?



...would you be confident that safeguarding concerns about your constituents you reported would be handled appropriately?

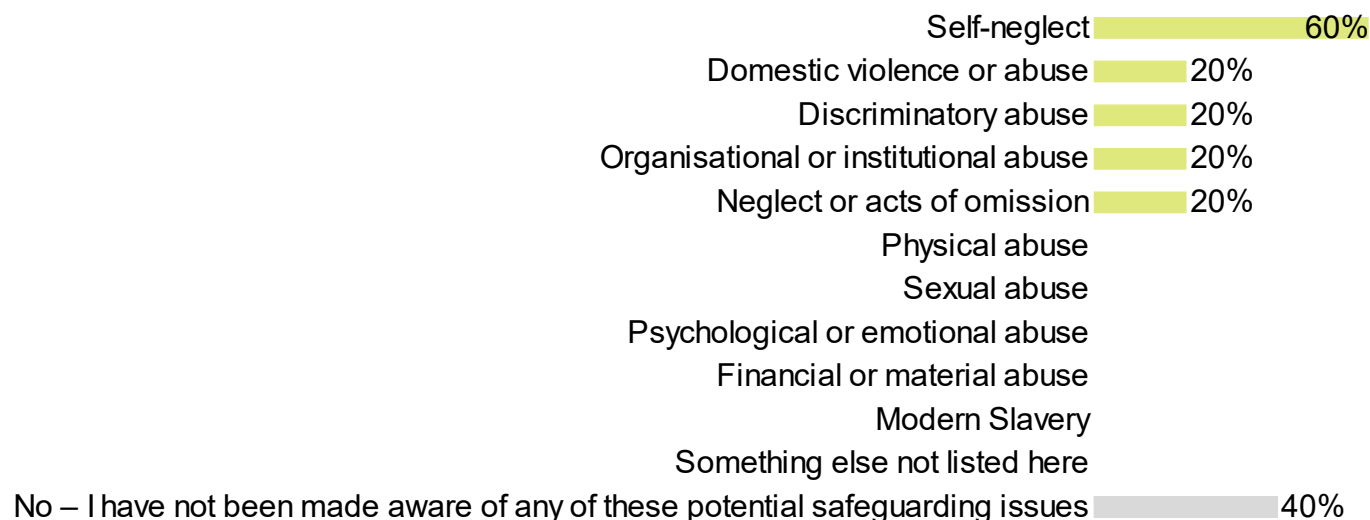


	Total	Yes	No
...do you feel that you know enough about safeguarding to be able to identify safeguarding concerns in your dealings with constituents?	4	50%	50%
...if correspondence with a constituent identified a possible safeguarding concern, would you know how to handle it?	5	80%	20%
...would you be confident that safeguarding concerns about your constituents you reported would be handled appropriately?	5	80%	20%

2023 HSAB Survey Summary Report



In your role as a Democratically Elected Representative, has a constituent ever shared information with you that suggested there may be a safeguarding concern relating to any of the following? (Base: 5)



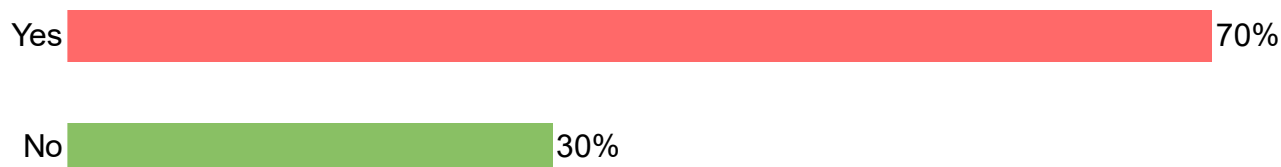
Did you report these safeguarding concerns? (Asked to Democratically Elected Representatives who were made aware of potential safeguarding risks, base: 3)



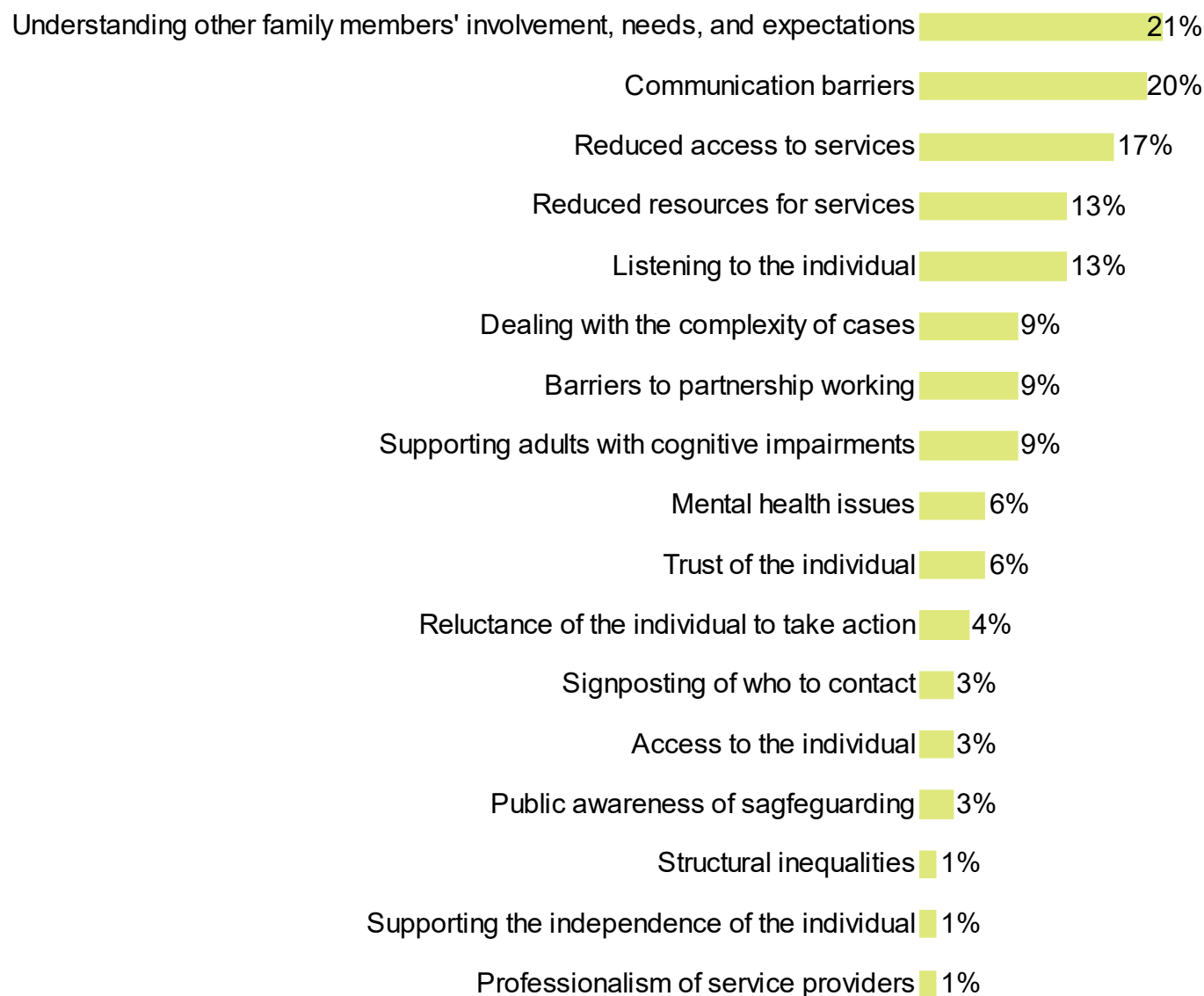
Was it easy to escalate this safeguarding concern to the correct services? (Asked to Democratically Elected Representatives who were made aware of potential safeguarding risks, base: 3)



**Does anything make it harder to focus on the needs of the adult when safeguarding?
(Asked to organisations, groups, businesses, Democratically Elected Representatives,
and individuals who support people with care or support needs, base: 111)**



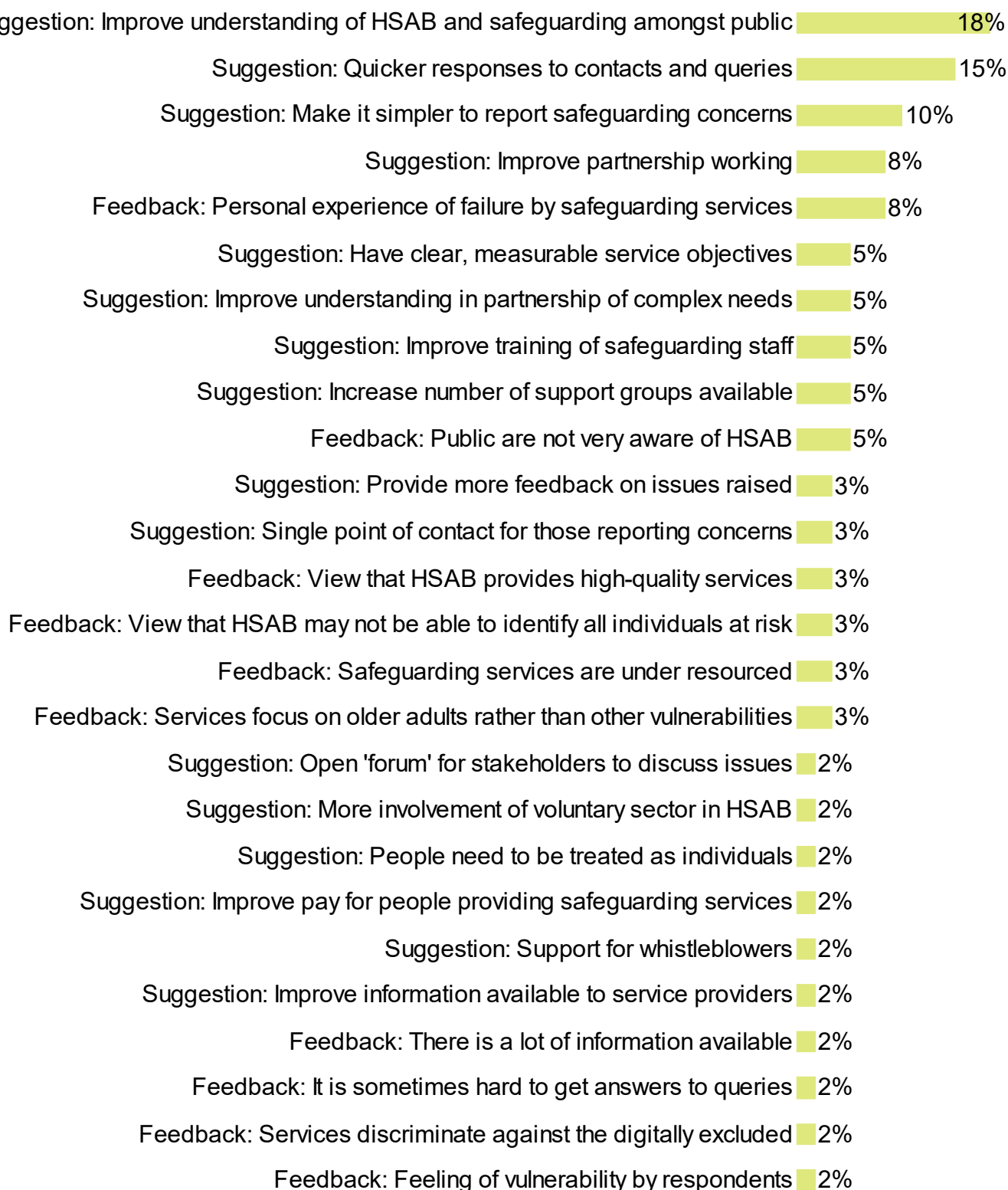
Please describe these barriers: (Comments coded using an automated text recognition process, base: 70)



2023 HSAB Survey Summary Report



If you have any further comments or suggestions as to how HSAB can improve the safeguarding of adults with care or support needs, then please summarise these here (Comments coded using an automated text recognition process, base: 60)

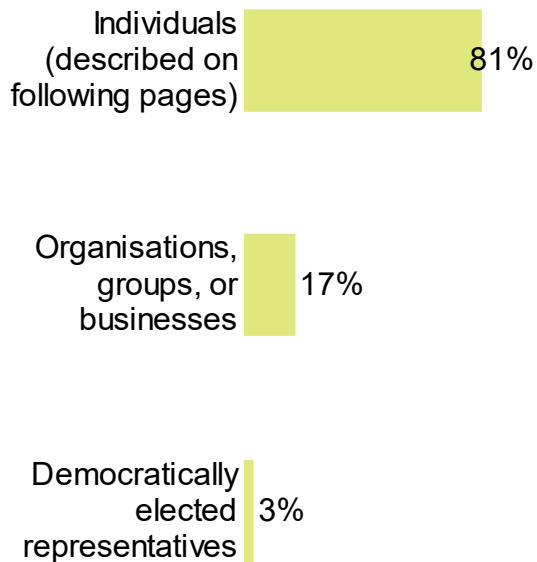


2023 HSAB Survey Summary Report

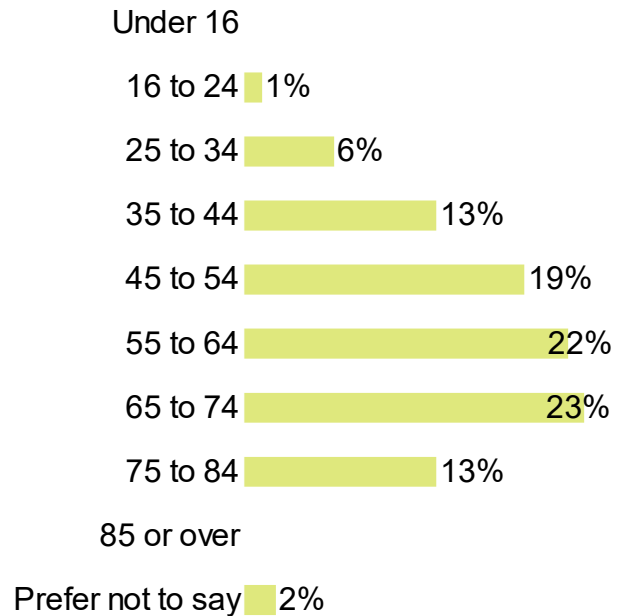


Who responded?

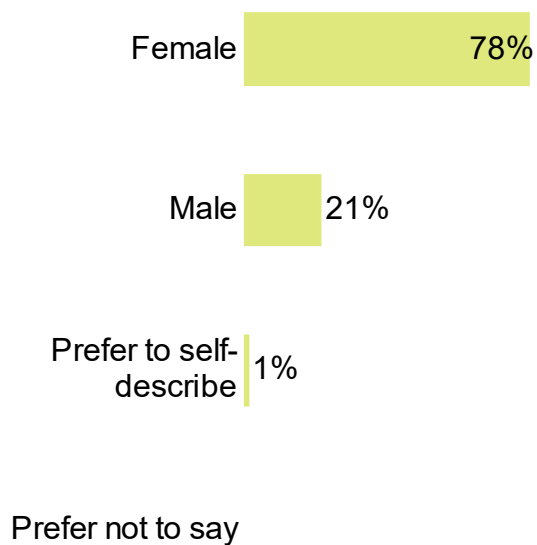
Type of respondent (Base: 198)



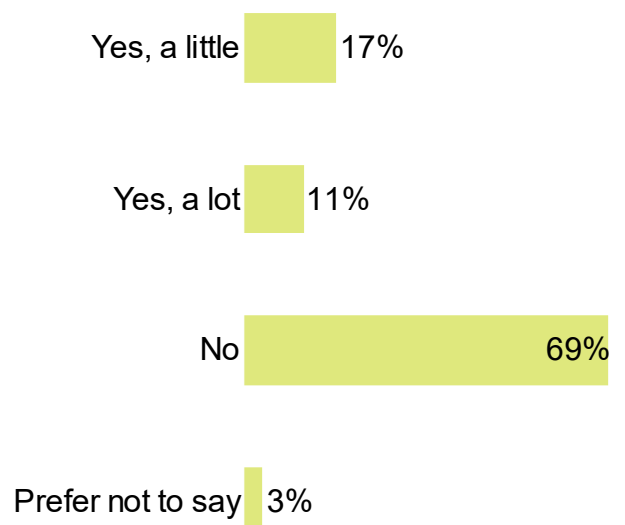
Age of respondent (Of those responding as an individual, base: 155)



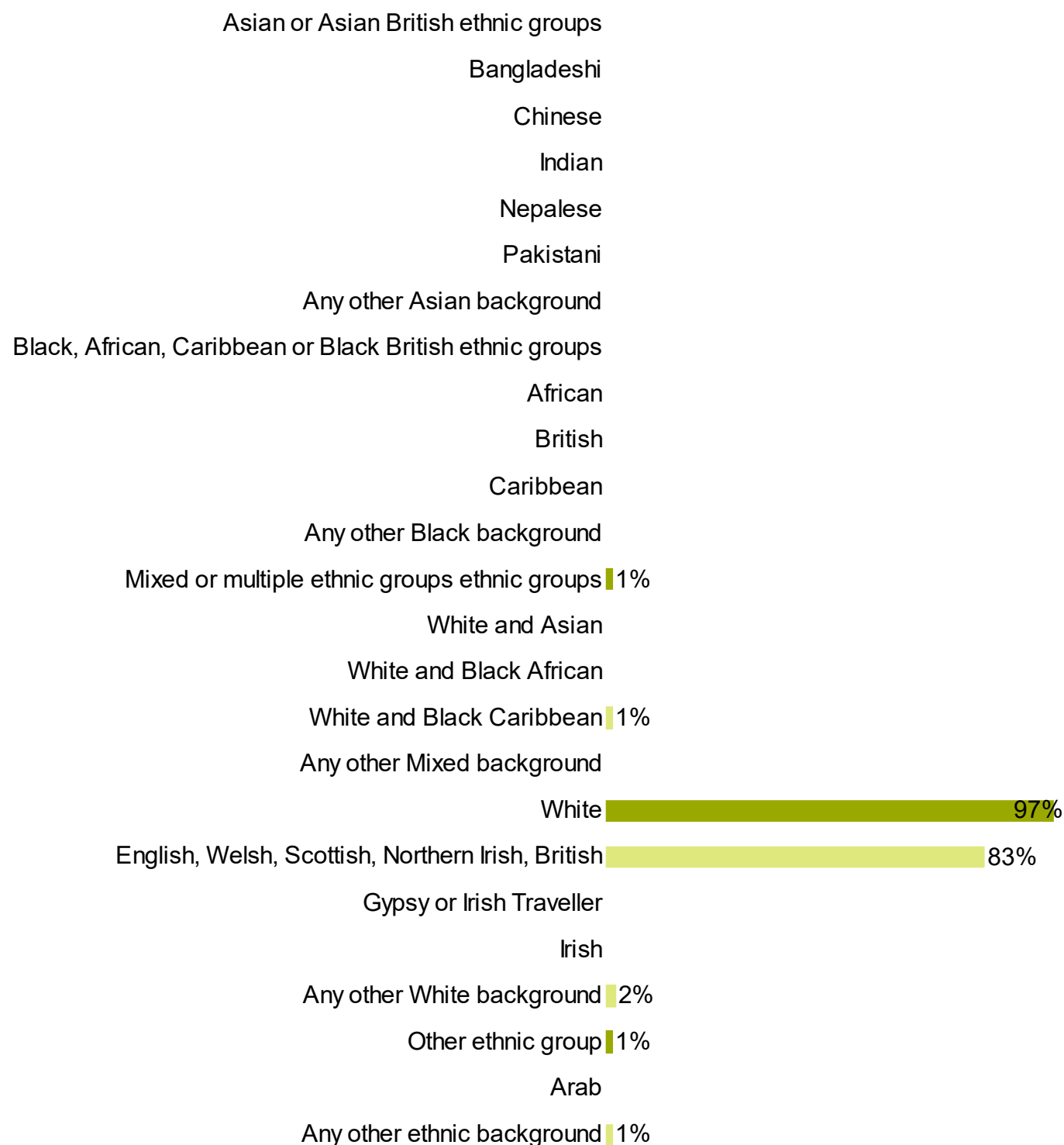
Gender of respondent (Of those responding as an individual, base: 153)



Respondents limited by health conditions or disabilities (Of those responding as an individual, base: 153)



Ethnicity of respondent (Of those responding as an individual, base: 154)



Please note that, as all questions were optional, the ethnic sub-categories when added together may be lower than the higher-level category totals.